



Patterson-Schwartz Real Estate

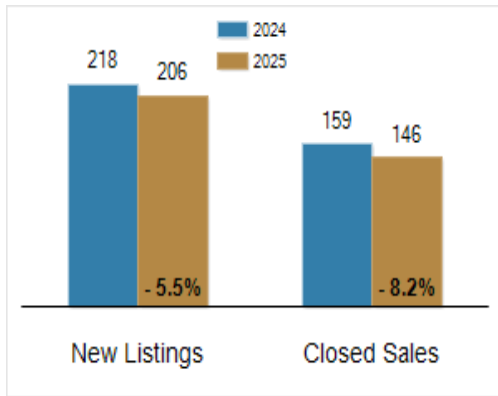
Residential Market Update

As of Friday, March 7, 2025 9:22:39 AM

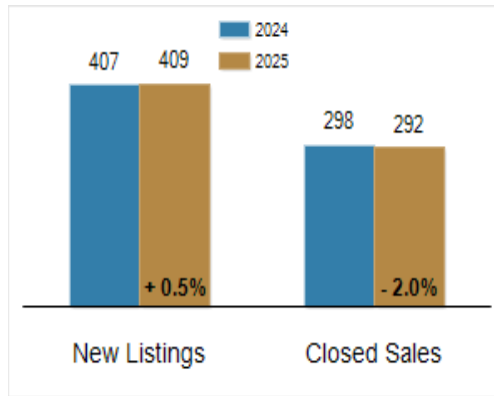
All Kent County	February			Year To Date		
	2024	2025	Change	2024	2025	Change
New Listings	218	206	- 5.5%	407	409	+ 0.5%
Closed Sales	159	146	- 8.2%	298	292	- 2.0%
Under Contract	180	190	+ 5.6%	334	364	+ 9.0%
Median Sales Price	\$350,000	\$325,000	- 7.1%	\$335,000	\$325,000	- 3.0%
% of Original List Price Received at Sale	94.6%	96.7%	+ 2.1%	96.3%	96.4%	+ 0.1%
Average Days on Market Until Sale	52	45	- 13.5%	41	45	+ 9.8%

Total Residential Listing Inventory as of March 7, 2025	485
Total Residential Listing Inventory (excluding new construction) as of March 7, 2025	316

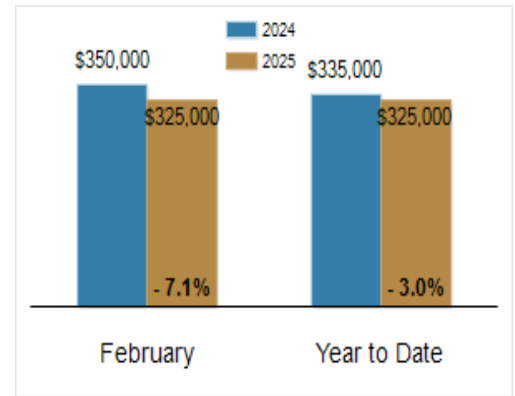
Activity: February



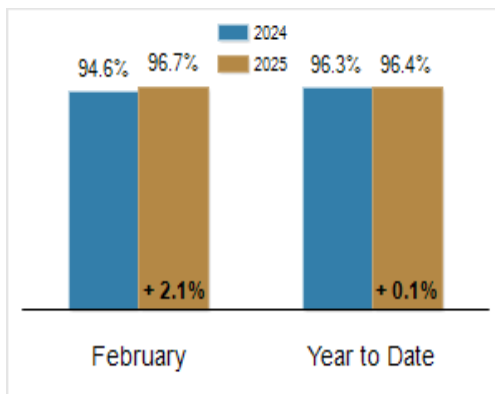
Activity: Year to Date



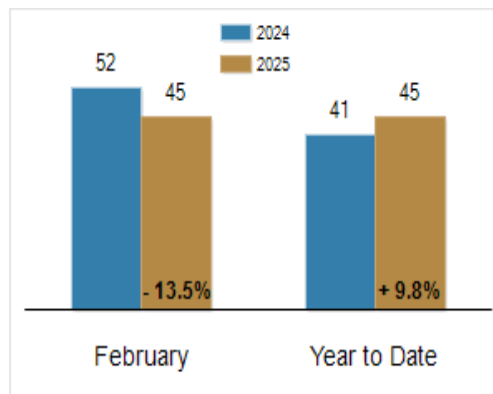
Median Sales Price



Percent of Original List Price Received at Sale



Average Days on Market Until Sale



All information presented is based on data supplied by BRIGHT MLS. BRIGHT MLS does not guarantee nor is it responsible for its accuracy. Data maintained by the MLS may not reflect all real estate activities in the market. Information is deemed reliable but not guaranteed.