



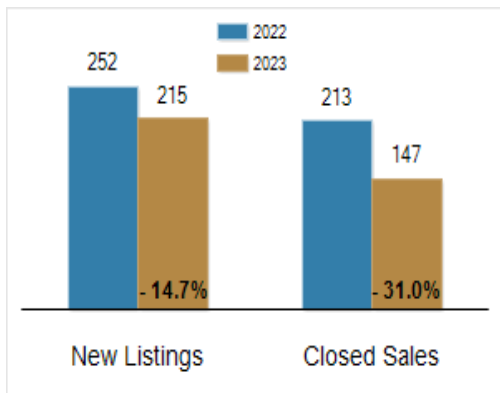
Patterson-Schwartz Real Estate

Residential Market Update

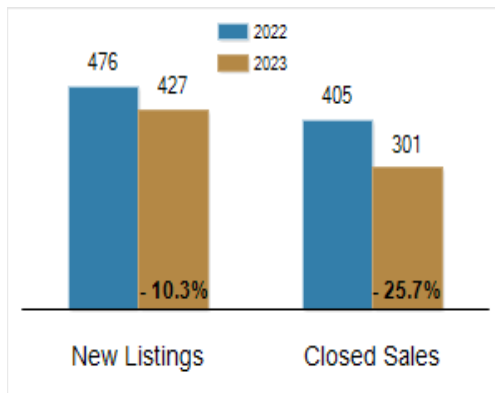
As of Wednesday, March 8, 2023 3:43:32 PM

All Kent County	February			Year To Date		
	2022	2023	Change	2022	2023	Change
New Listings	252	215	- 14.7%	476	427	- 10.3%
Closed Sales	213	147	- 31.0%	405	301	- 25.7%
Pending Sales	233	151	- 35.2%	459	318	- 30.7%
Median Sales Price	\$279,490	\$299,900	+ 7.3%	\$277,490	\$299,900	+ 8.1%
% of Original List Price Received at Sale	99.9%	95.9%	- 4.0%	99.3%	96.1%	- 3.2%
Average Days on Market Until Sale	27	45	+ 66.7%	27	41	+ 51.9%
Total Residential Listing Inventory (as of 02/28)	251	417	+ 66.1%			
Single-Family Detached Inventory (as of 02/28)	205	343	+ 67.3%			

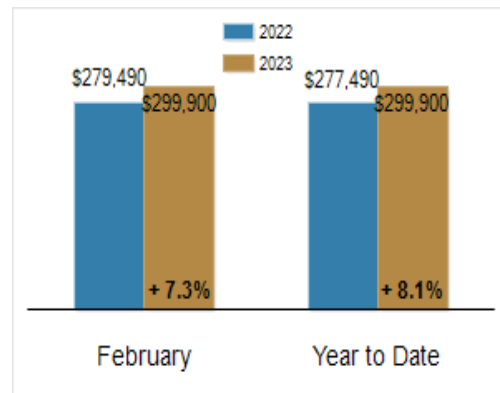
Activity: February



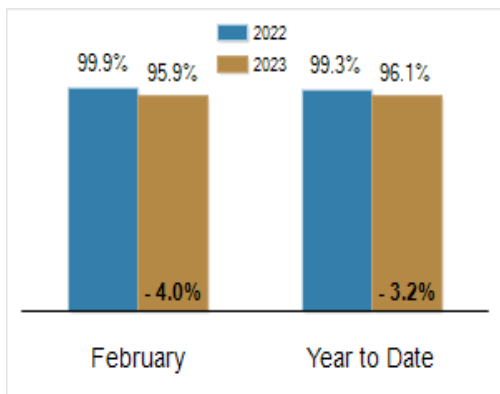
Activity: Year to Date



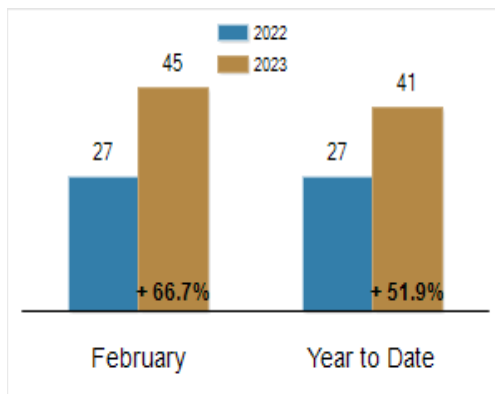
Median Sales Price



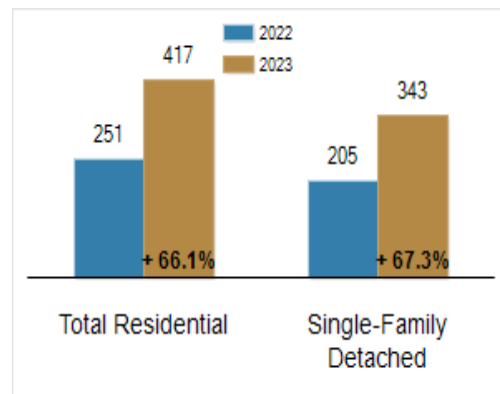
Percent of Original List Price Received at Sale



Average Days on Market Until Sale



Inventory of Homes for Sale: February



All information presented is based on data supplied by BRIGHT MLS. BRIGHT MLS does not guarantee nor is it responsible for its accuracy. Data maintained by the MLS may not reflect all real estate activities in the market. Information is deemed reliable but not guaranteed.