



Patterson-Schwartz Real Estate

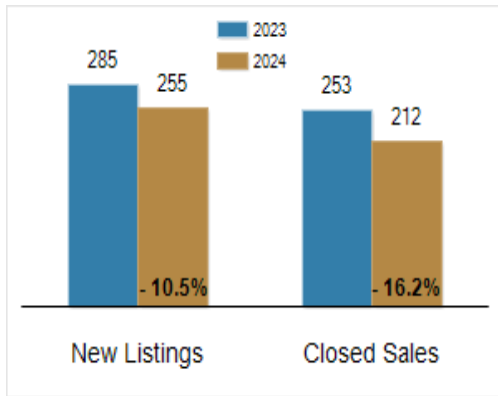
Residential Market Update

As of Monday, July 8, 2024 2:02:36 PM

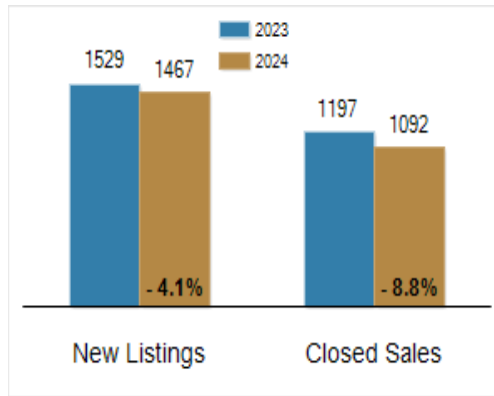
All Kent County	June			Year To Date		
	2023	2024	Change	2023	2024	Change
New Listings	285	255	- 10.5%	1529	1467	- 4.1%
Closed Sales	253	212	- 16.2%	1197	1092	- 8.8%
Under Contract	219	218	- 0.5%	1278	1222	- 4.4%
Median Sales Price	\$310,000	\$347,495	+ 12.1%	\$306,000	\$339,250	+ 10.9%
% of Original List Price Received at Sale	98.3%	98.1%	- 0.2%	97.9%	97.1%	- 0.8%
Average Days on Market Until Sale	23	28	+ 21.7%	33	39	+ 18.2%

Total Residential Listing Inventory as of July 8, 2024	458
Total Residential Listing Inventory (excluding new construction) as of July 8, 2024	286

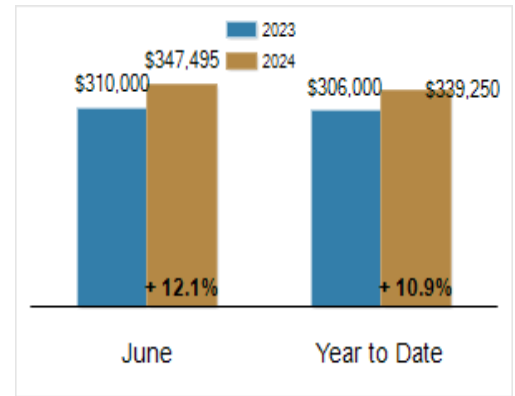
Activity: June



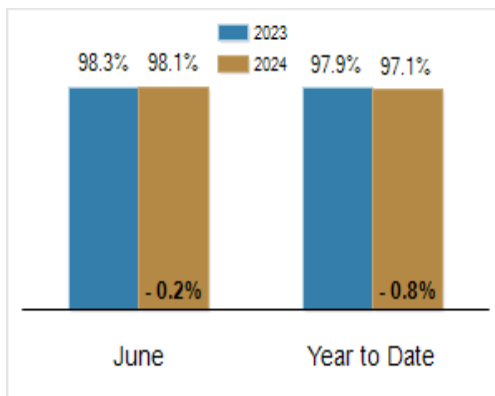
Activity: Year to Date



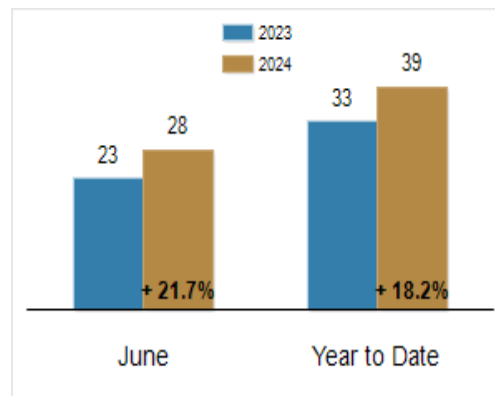
Median Sales Price



Percent of Original List Price Received at Sale



Average Days on Market Until Sale



All information presented is based on data supplied by BRIGHT MLS. BRIGHT MLS does not guarantee nor is it responsible for its accuracy. Data maintained by the MLS may not reflect all real estate activities in the market. Information is deemed reliable but not guaranteed.