



Patterson-Schwartz Real Estate

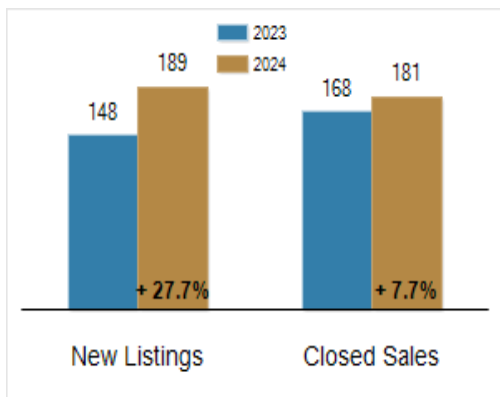
Residential Market Update

As of Wednesday, January 8, 2025 10:33:42 AM

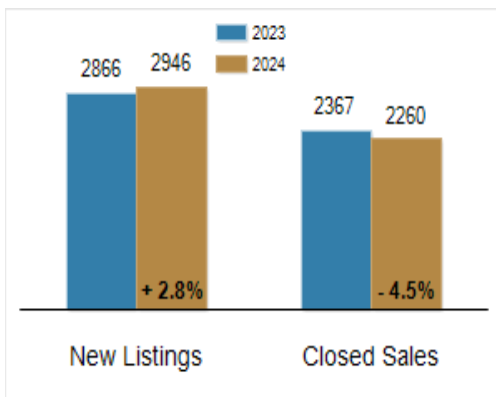
All Kent County	December			Year To Date		
	2023	2024	Change	2023	2024	Change
New Listings	148	189	+ 27.7%	2866	2946	+ 2.8%
Closed Sales	168	181	+ 7.7%	2367	2260	- 4.5%
Under Contract	127	137	+ 7.9%	2337	2292	- 1.9%
Median Sales Price	\$305,495	\$350,000	+ 14.6%	\$315,000	\$340,000	+ 7.9%
% of Original List Price Received at Sale	96.8%	97.3%	+ 0.5%	98.1%	96.8%	- 1.3%
Average Days on Market Until Sale	34	47	+ 38.2%	30	37	+ 23.3%

Total Residential Listing Inventory as of January 8, 2025	528
Total Residential Listing Inventory (excluding new construction) as of January 8, 2025	337

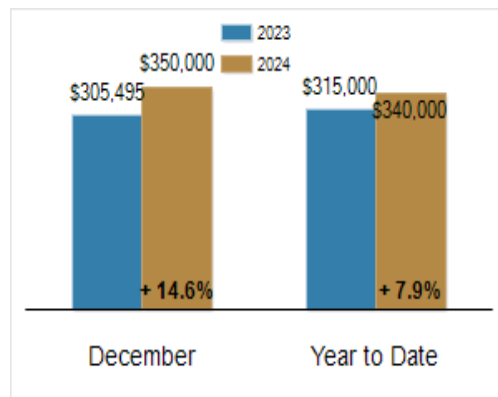
Activity: December



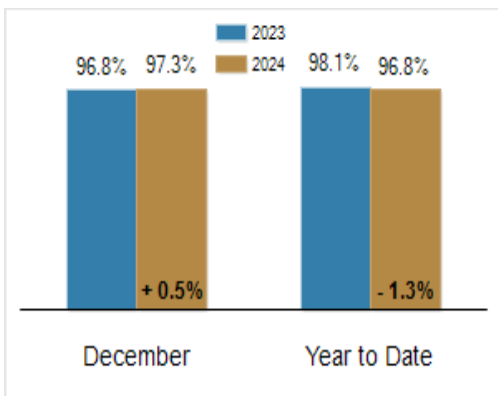
Activity: Year to Date



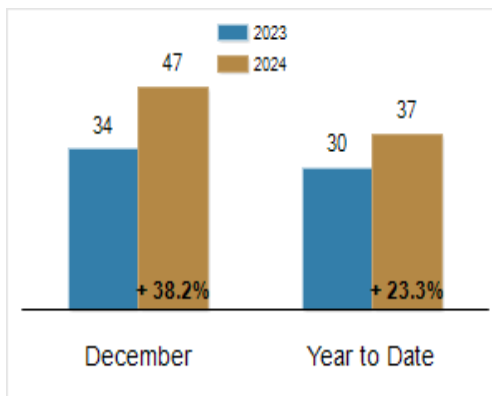
Median Sales Price



Percent of Original List Price Received at Sale



Average Days on Market Until Sale



All information presented is based on data supplied by BRIGHT MLS. BRIGHT MLS does not guarantee nor is it responsible for its accuracy. Data maintained by the MLS may not reflect all real estate activities in the market. Information is deemed reliable but not guaranteed.