



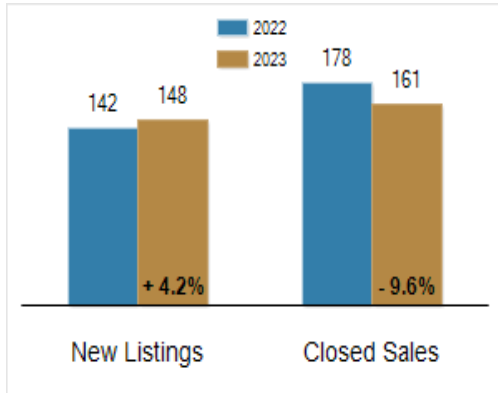
Patterson-Schwartz Real Estate

Residential Market Update

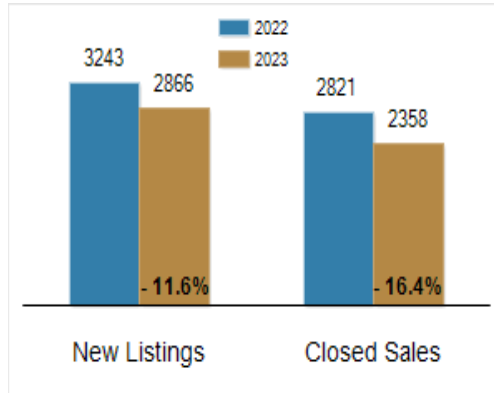
As of Monday, January 8, 2024 11:19:49 AM

All Kent County	December			Year To Date		
	2022	2023	Change	2022	2023	Change
New Listings	142	148	+ 4.2%	3243	2866	- 11.6%
Closed Sales	178	161	- 9.6%	2821	2358	- 16.4%
Pending Sales	159	102	- 35.8%	2746	2312	- 15.8%
Median Sales Price	\$290,195	\$305,000	+ 5.1%	\$305,000	\$315,000	+ 3.3%
% of Original List Price Received at Sale	98.2%	96.8%	- 1.4%	99.4%	98.1%	- 1.3%
Average Days on Market Until Sale	38	35	- 7.9%	23	30	+ 30.4%
Total Residential Listing Inventory (as of 12/31)	346	478	+ 38.2%			
Single-Family Detached Inventory (as of 12/31)	291	401	+ 37.8%			

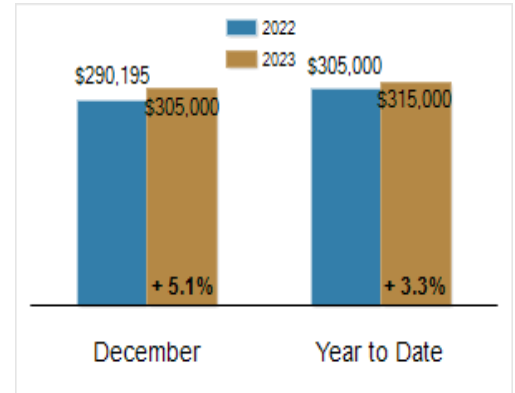
Activity: December



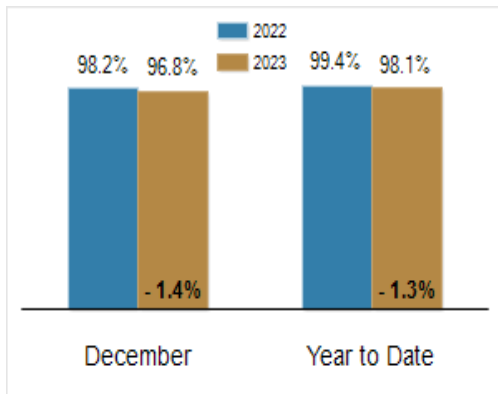
Activity: Year to Date



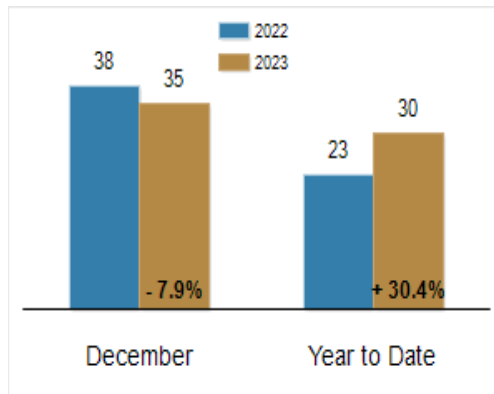
Median Sales Price



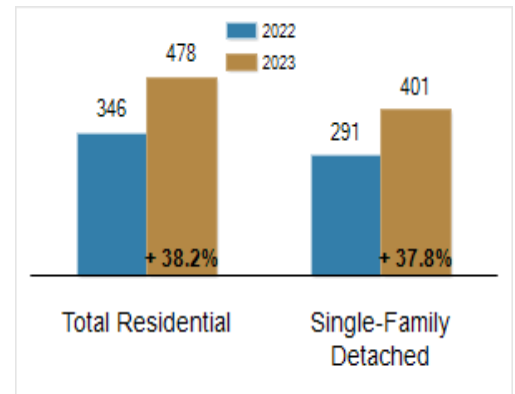
Percent of Original List Price Received at Sale



Average Days on Market Until Sale



Inventory of Homes for Sale: December



All information presented is based on data supplied by BRIGHT MLS. BRIGHT MLS does not guarantee nor is it responsible for its accuracy. Data maintained by the MLS may not reflect all real estate activities in the market. Information is deemed reliable but not guaranteed.