

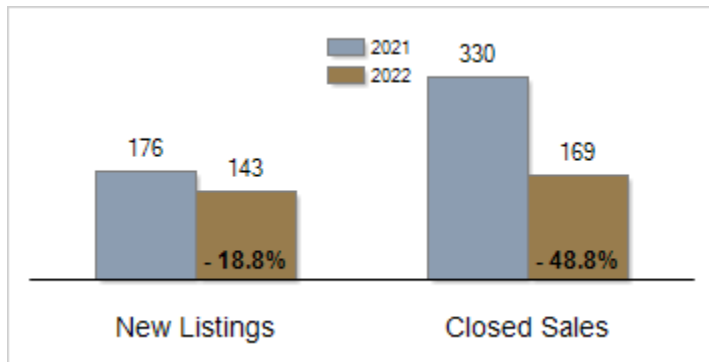


Patterson-Schwartz Real Estate Residential Market Update

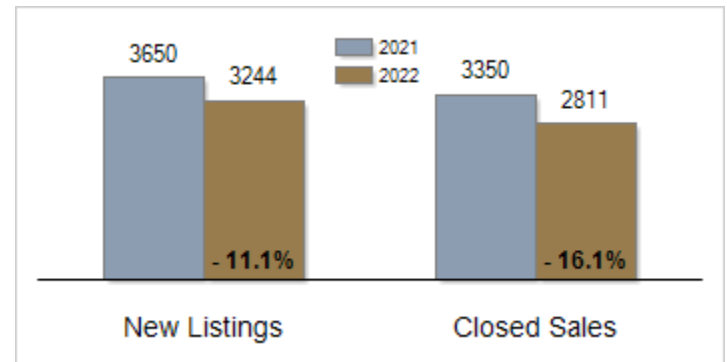
As of Monday, January 9, 2023 9:27:53 AM

All Kent County	December			Year To Date		
	2021	2022	Change	2021	2022	Change
New Listings	176	143	- 18.8%	3650	3244	- 11.1%
Closed Sales	330	169	- 48.8%	3350	2811	- 16.1%
Pending Sales	184	146	- 20.7%	3233	2720	- 15.9%
Median Sales Price	\$290,000	\$289,900	+ 0.0%	\$280,000	\$305,000	+ 8.9%
% of Original List Price Received at Sale	97.3%	97.9%	+ 0.6%	100.2%	99.4%	- 0.8%
Average Days on Market Until Sale	21	39	+ 85.7%	20	23	+ 15.0%
Total Residential Listing Inventory (as of 12/31)	285	411	+ 44.2%			
Single-Family Detached Inventory (as of 12/31)	236	342	+ 44.9%			

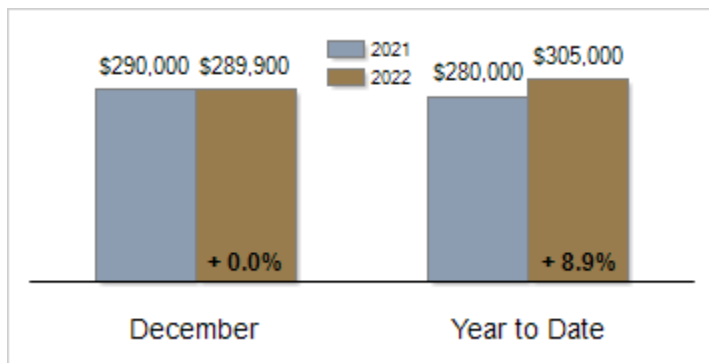
Activity: December



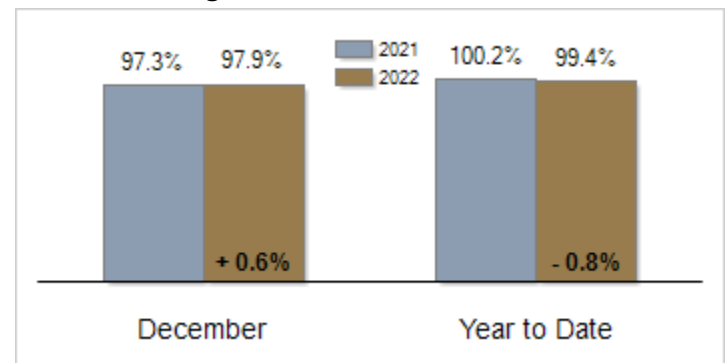
Activity: Year to Date



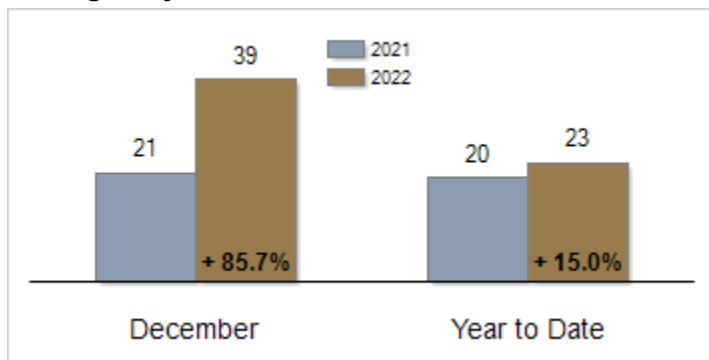
Median Sales Price



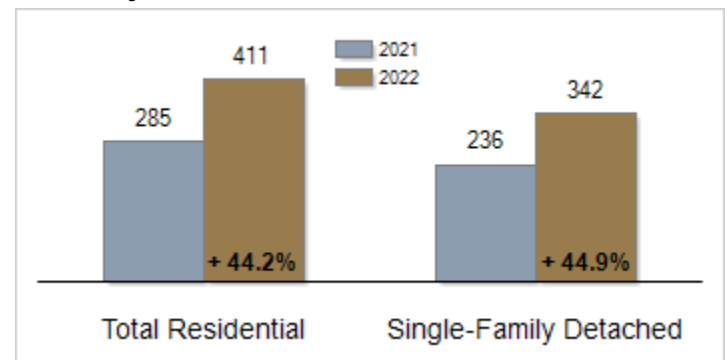
Percent of Original List Price Received at Sale



Average Days on Market Until Sale



Inventory of Homes for Sale: December



All information presented is based on data supplied by BRIGHT MLS. BRIGHT MLS does not guarantee nor is it responsible for its accuracy. Data maintained by the MLS may not reflect all real estate activities in the market. Information is deemed reliable but not guaranteed.