



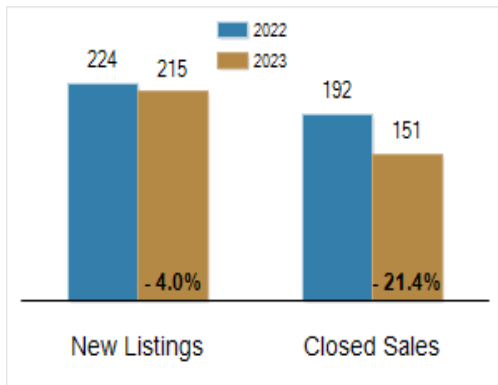
# Patterson-Schwartz Real Estate

## Residential Market Update

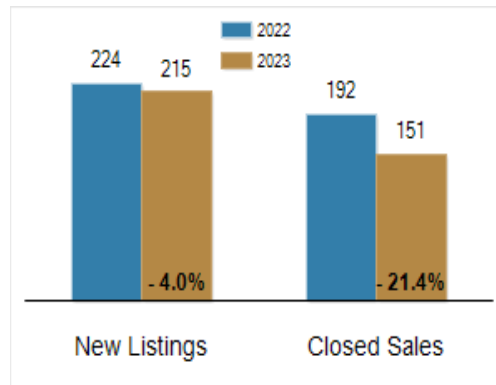
As of Wednesday, February 8, 2023 4:20:18 PM

All Kent County	January			Year To Date		
	2022	2023	Change	2022	2023	Change
New Listings	224	215	- 4.0%	224	215	- 4.0%
Closed Sales	192	151	- 21.4%	192	151	- 21.4%
Pending Sales	226	153	- 32.3%	226	153	- 32.3%
Median Sales Price	\$271,990	\$296,880	+ 9.2%	\$271,990	\$296,880	+ 9.2%
% of Original List Price Received at Sale	98.6%	96.3%	- 2.3%	98.6%	96.3%	- 2.3%
Average Days on Market Until Sale	27	37	+ 37.0%	27	37	+ 37.0%
Total Residential Listing Inventory (as of 01/31)	255	407	+ 59.6%			
Single-Family Detached Inventory (as of 01/31)	206	331	+ 60.7%			

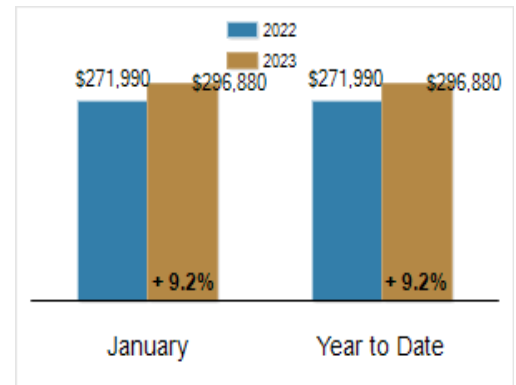
**Activity: January**



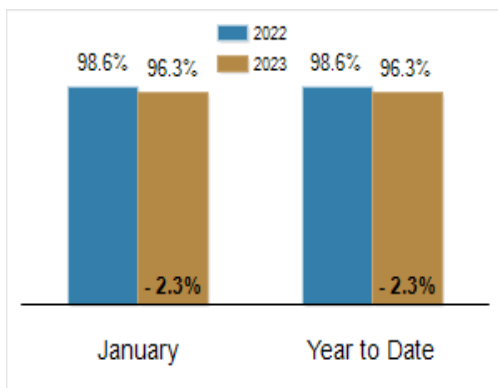
**Activity: Year to Date**



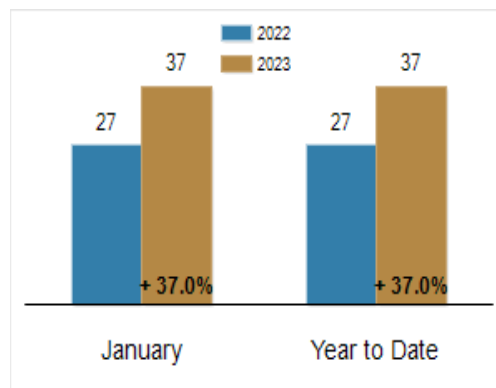
**Median Sales Price**



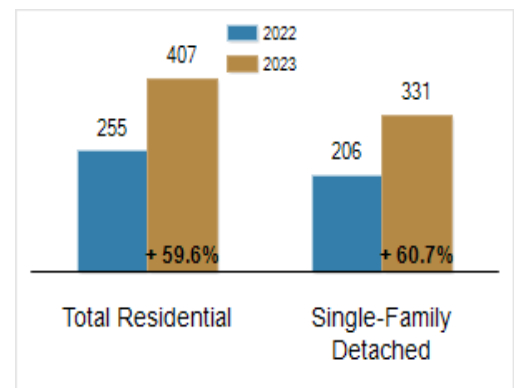
**Percent of Original List Price Received at Sale**



**Average Days on Market Until Sale**



**Inventory of Homes for Sale: January**



All information presented is based on data supplied by BRIGHT MLS. BRIGHT MLS does not guarantee nor is it responsible for its accuracy. Data maintained by the MLS may not reflect all real estate activities in the market. Information is deemed reliable but not guaranteed.