



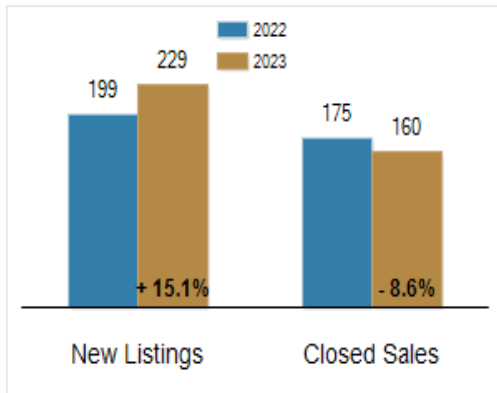
# Patterson-Schwartz Real Estate

## Residential Market Update

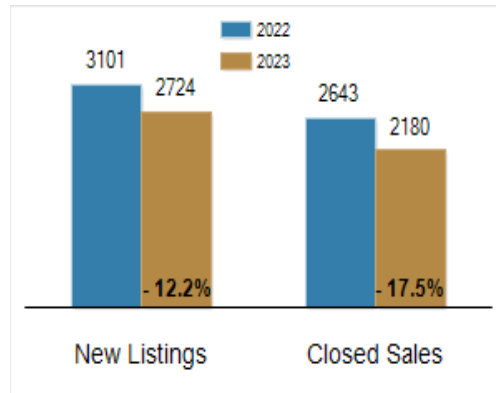
As of Wednesday, December 6, 2023 10:42:12 AM

All Kent County	November			Year To Date		
	2022	2023	Change	2022	2023	Change
New Listings	199	229	+ 15.1%	3101	2724	- 12.2%
Closed Sales	175	160	- 8.6%	2643	2180	- 17.5%
Pending Sales	156	135	- 13.5%	2587	2175	- 15.9%
Median Sales Price	\$310,000	\$325,000	+ 4.8%	\$305,000	\$315,000	+ 3.3%
% of Original List Price Received at Sale	97.0%	97.3%	+ 0.3%	99.5%	98.2%	- 1.3%
Average Days on Market Until Sale	29	35	+ 20.7%	22	30	+ 36.4%
Total Residential Listing Inventory (as of 11/30)	396	512	+ 29.3%			
Single-Family Detached Inventory (as of 11/30)	326	427	+ 31.0%			

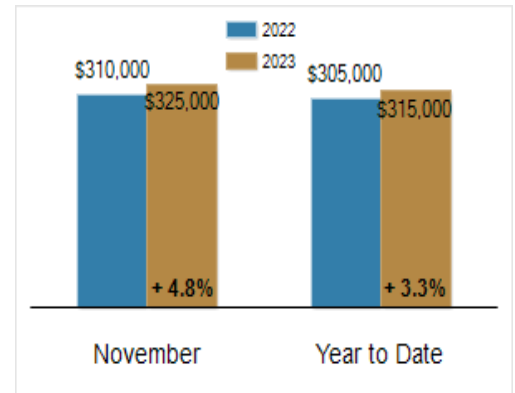
### Activity: November



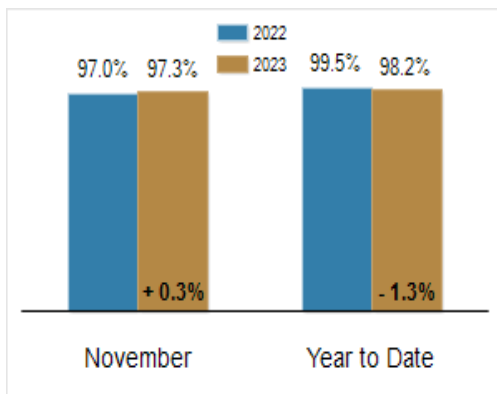
### Activity: Year to Date



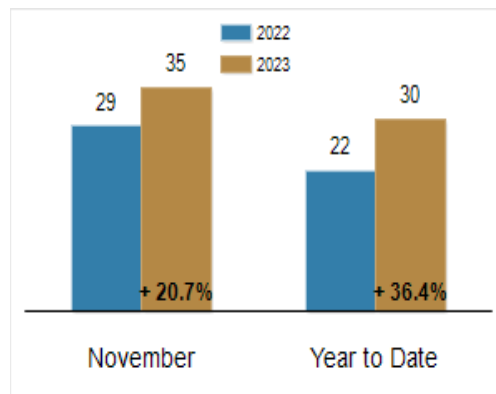
### Median Sales Price



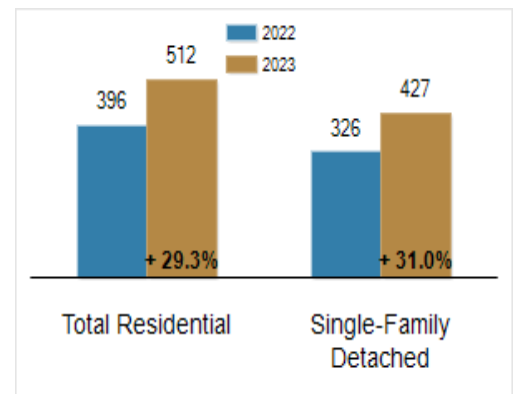
### Percent of Original List Price Received at Sale



### Average Days on Market Until Sale



### Inventory of Homes for Sale: November



All information presented is based on data supplied by BRIGHT MLS. BRIGHT MLS does not guarantee nor is it responsible for its accuracy. Data maintained by the MLS may not reflect all real estate activities in the market. Information is deemed reliable but not guaranteed.