



Patterson-Schwartz Real Estate

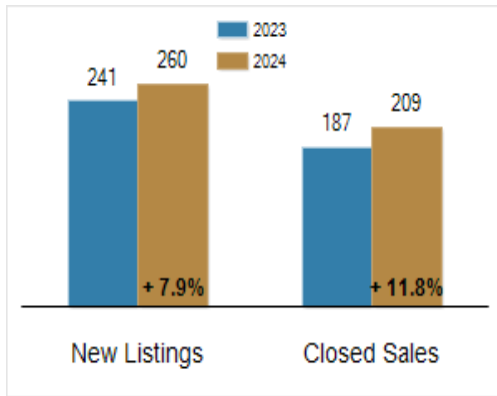
Residential Market Update

As of Thursday, August 8, 2024 10:20:47 AM

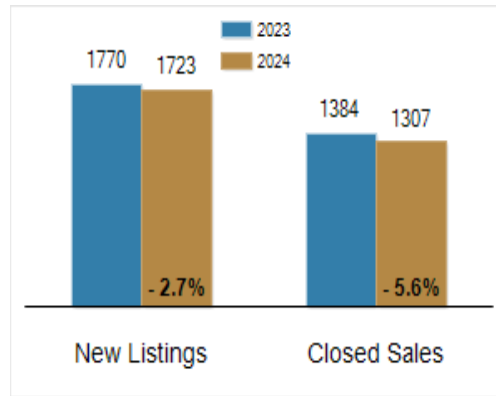
All Kent County	July			Year To Date		
	2023	2024	Change	2023	2024	Change
New Listings	241	260	+ 7.9%	1770	1723	- 2.7%
Closed Sales	187	209	+ 11.8%	1384	1307	- 5.6%
Under Contract	211	210	- 0.5%	1489	1400	- 6.0%
Median Sales Price	\$330,000	\$345,000	+ 4.5%	\$311,086	\$339,900	+ 9.3%
% of Original List Price Received at Sale	99.0%	97.4%	- 1.6%	98.0%	97.2%	- 0.8%
Average Days on Market Until Sale	26	28	+ 7.7%	32	37	+ 15.6%

Total Residential Listing Inventory as of August 8, 2024	474
Total Residential Listing Inventory (excluding new construction) as of August 8, 2024	300

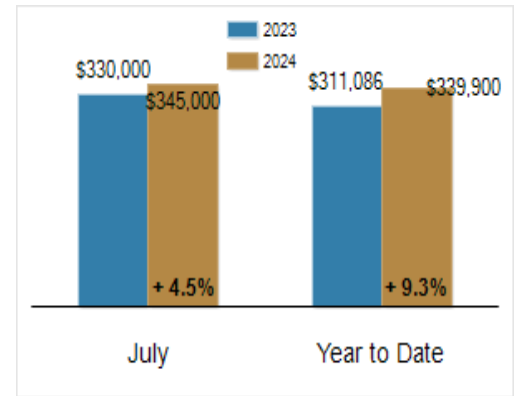
Activity: July



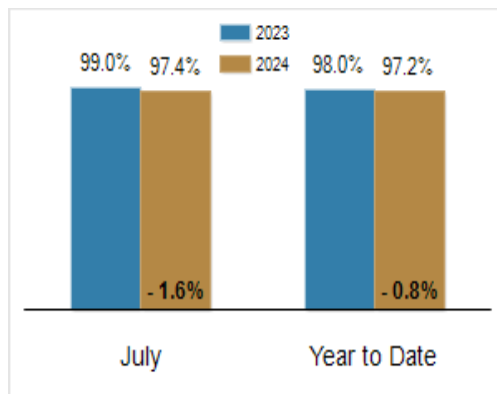
Activity: Year to Date



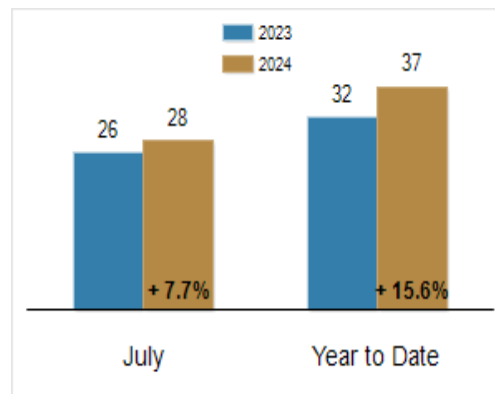
Median Sales Price



Percent of Original List Price Received at Sale



Average Days on Market Until Sale



All information presented is based on data supplied by BRIGHT MLS. BRIGHT MLS does not guarantee nor is it responsible for its accuracy. Data maintained by the MLS may not reflect all real estate activities in the market. Information is deemed reliable but not guaranteed.