

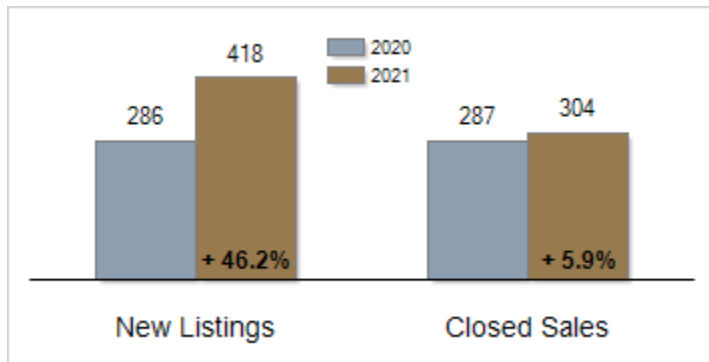


Patterson-Schwartz Real Estate Residential Market Update

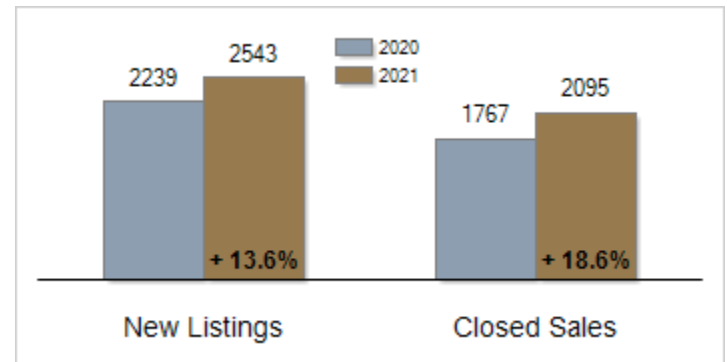
As of Tuesday, September 7, 2021 3:42:55 PM

All Kent County	August			Year To Date		
	2020	2021	Change	2020	2021	Change
New Listings	286	418	+ 46.2%	2239	2543	+ 13.6%
Closed Sales	287	304	+ 5.9%	1767	2095	+ 18.6%
Pending Sales	296	310	+ 4.7%	2040	2176	+ 6.7%
Median Sales Price	\$250,000	\$295,000	+ 18.0%	\$239,900	\$272,000	+ 13.4%
% of Original List Price Received at Sale	98.8%	101.4%	+ 2.6%	97.7%	100.7%	+ 3.0%
Average Days on Market Until Sale	40	14	- 65.0%	53	21	- 60.4%
Total Residential Listing Inventory (as of 08/31)	410	412	+ 0.5%			
Single-Family Detached Inventory (as of 08/31)	356	355	- 0.3%			

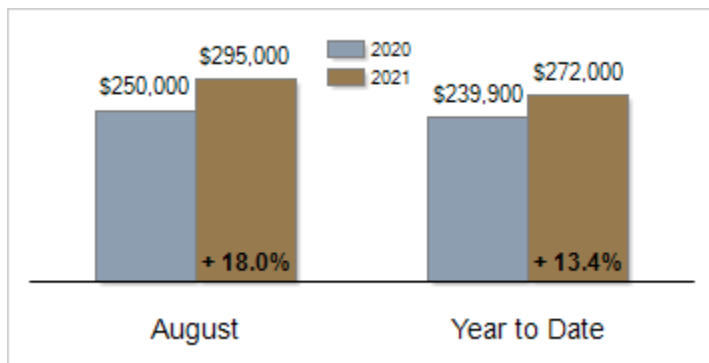
Activity: August



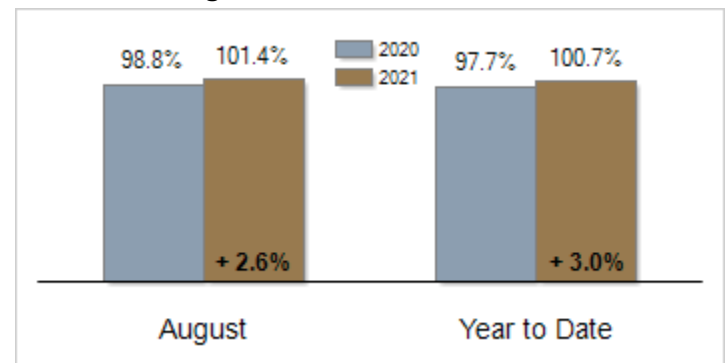
Activity: Year to Date



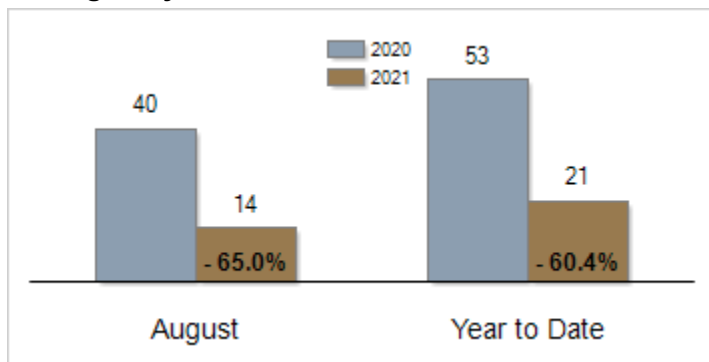
Median Sales Price



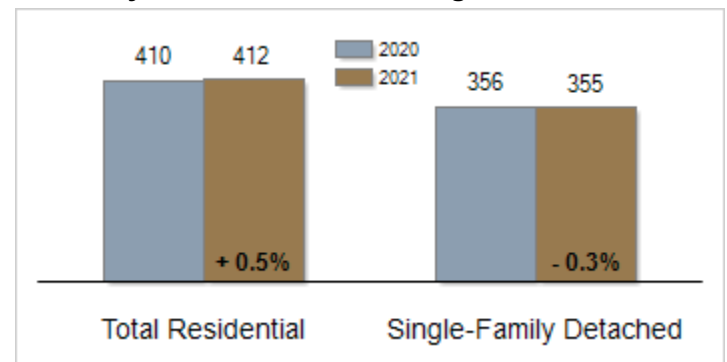
Percent of Original List Price Received at Sale



Average Days on Market Until Sale



Inventory of Homes for Sale: August



All information presented is based on data supplied by BRIGHT MLS. BRIGHT MLS does not guarantee nor is it responsible for its accuracy. Data maintained by the MLS may not reflect all real estate activities in the market. Information is deemed reliable but not guaranteed.