



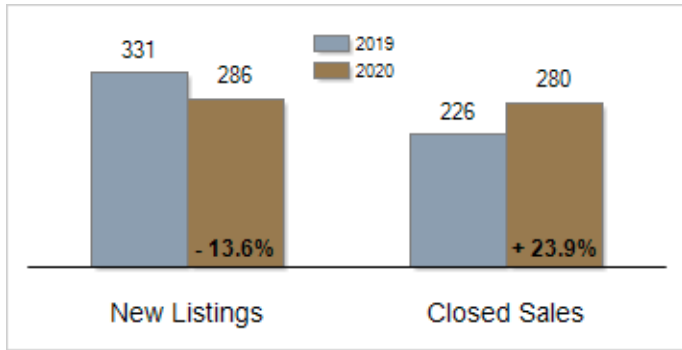
Patterson-Schwartz Real Estate

Residential Market Update

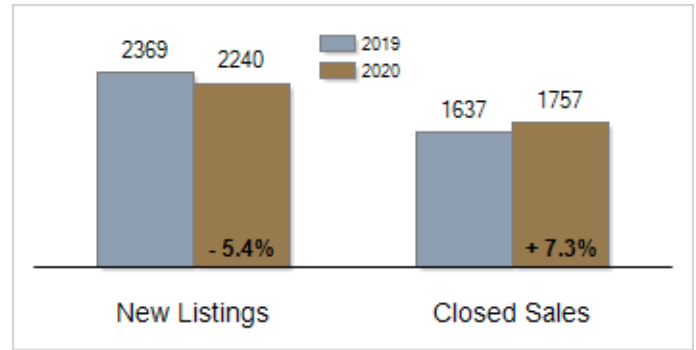
As of Thursday, September 10, 2020 8:49:54 AM

All Kent County	August			Year To Date		
	2019	2020	Change	2019	2020	Change
New Listings	331	286	- 13.6%	2369	2240	- 5.4%
Closed Sales	226	280	+ 23.9%	1637	1757	+ 7.3%
Pending Sales	248	284	+ 14.5%	1807	2017	+ 11.6%
Median Sales Price	\$239,000	\$250,000	+ 4.6%	\$224,990	\$239,900	+ 6.6%
% of Original List Price Received at Sale	97.5%	98.8%	+ 1.3%	96.0%	97.7%	+ 1.7%
Average Days on Market Until Sale	56	41	- 26.8%	65	54	- 16.9%
Total Residential Listing Inventory (as of 08/31)	659	497	- 24.6%			
Single-Family Detached Inventory (as of 08/31)	565	430	- 23.9%			

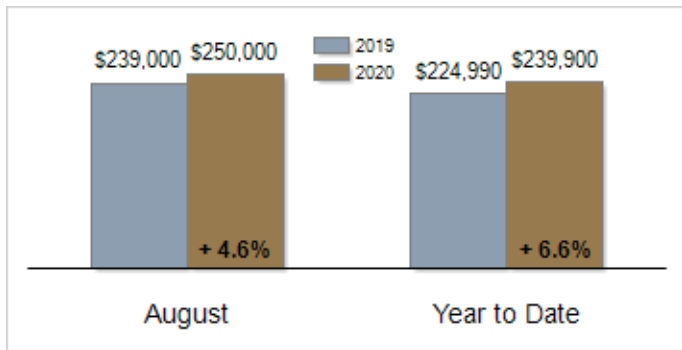
Activity: August



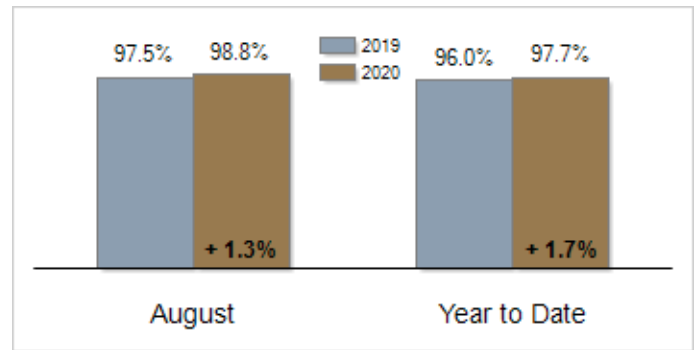
Activity: Year to Date



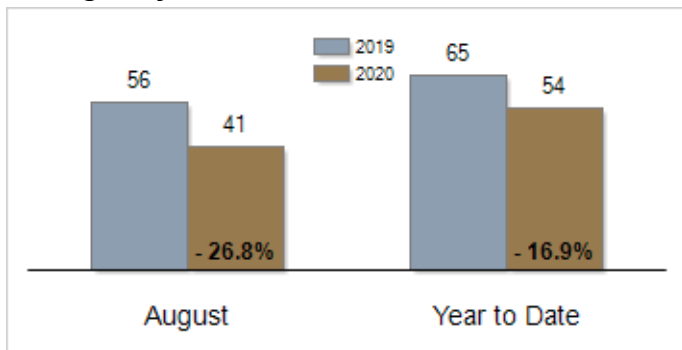
Median Sales Price



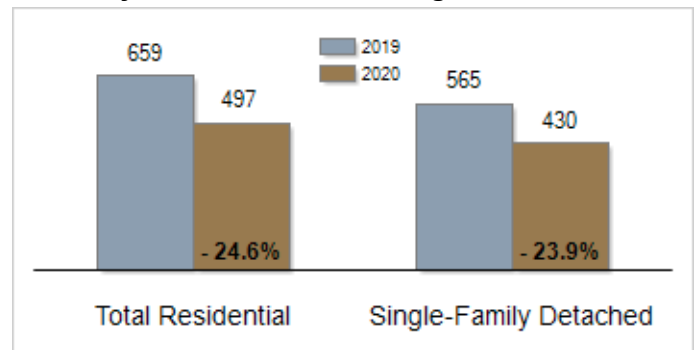
Percent of Original List Price Received at Sale



Average Days on Market Until Sale



Inventory of Homes for Sale: August



All information presented is based on data supplied by BRIGHT MLS. BRIGHT MLS does not guarantee nor is it responsible for its accuracy. Data maintained by the MLS may not reflect all real estate activities in the market. Information is deemed reliable but not guaranteed.