

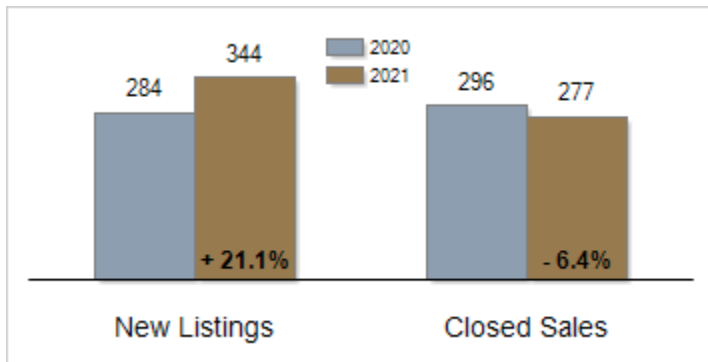


Patterson-Schwartz Real Estate Residential Market Update

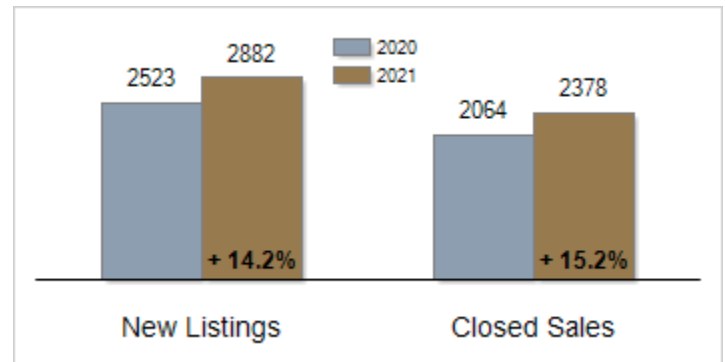
As of Friday, October 8, 2021 9:12:07 AM

All Kent County	September			Year To Date		
	2020	2021	Change	2020	2021	Change
New Listings	284	344	+ 21.1%	2523	2882	+ 14.2%
Closed Sales	296	277	- 6.4%	2064	2378	+ 15.2%
Pending Sales	264	260	- 1.5%	2304	2458	+ 6.7%
Median Sales Price	\$249,200	\$300,000	+ 20.4%	\$240,000	\$275,000	+ 14.6%
% of Original List Price Received at Sale	99.6%	100.4%	+ 0.8%	98.0%	100.7%	+ 2.7%
Average Days on Market Until Sale	27	16	- 40.7%	50	20	- 60.0%
Total Residential Listing Inventory (as of 09/30)	404	436	+ 7.9%			
Single-Family Detached Inventory (as of 09/30)	346	364	+ 5.2%			

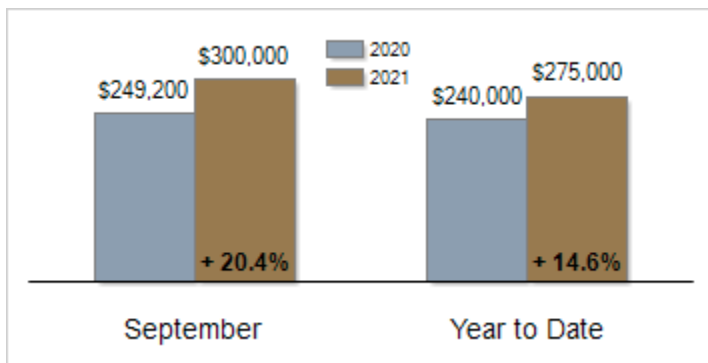
Activity: September



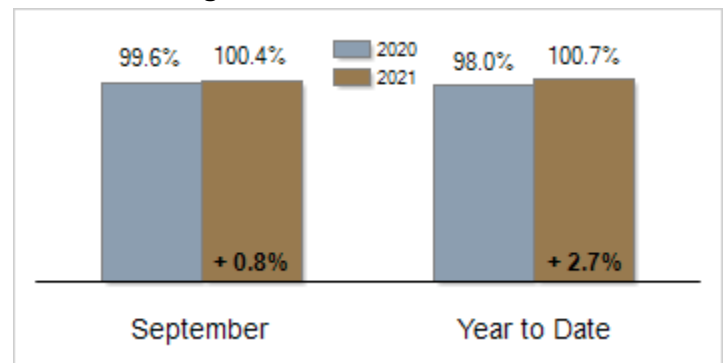
Activity: Year to Date



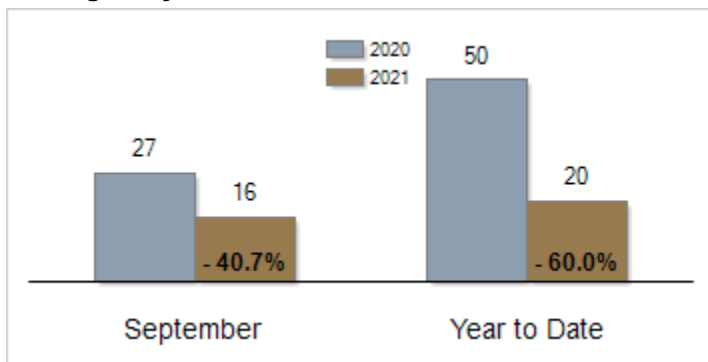
Median Sales Price



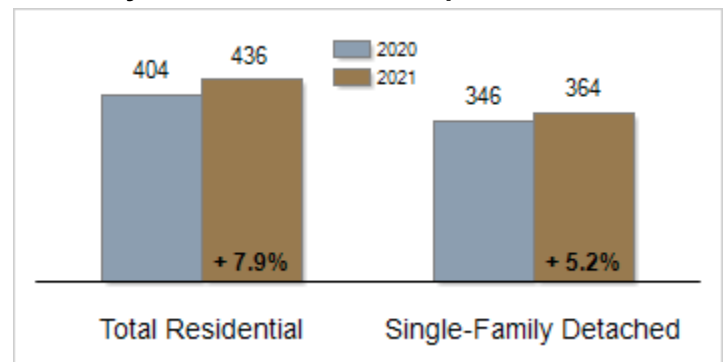
Percent of Original List Price Received at Sale



Average Days on Market Until Sale



Inventory of Homes for Sale: September



All information presented is based on data supplied by BRIGHT MLS. BRIGHT MLS does not guarantee nor is it responsible for its accuracy. Data maintained by the MLS may not reflect all real estate activities in the market. Information is deemed reliable but not guaranteed.