

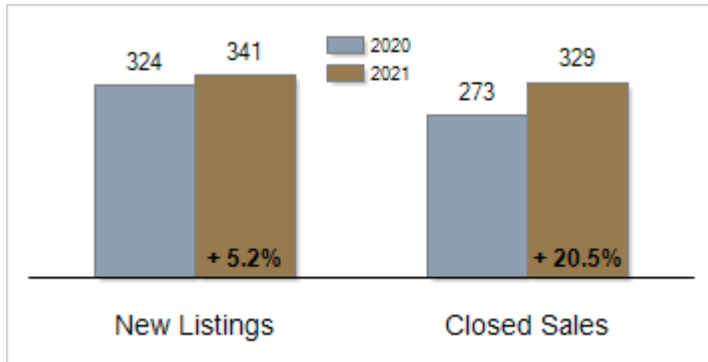


Patterson-Schwartz Real Estate Residential Market Update

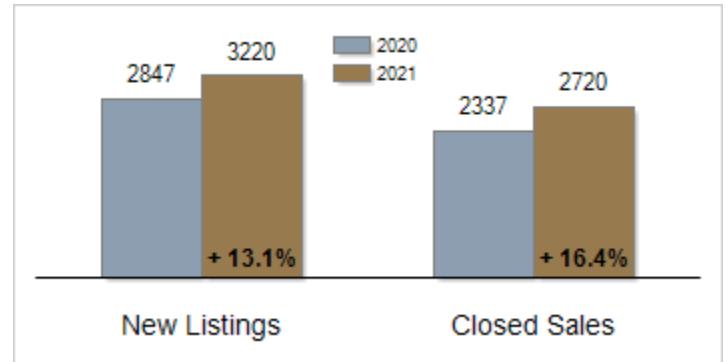
As of Wednesday, November 10, 2021 3:18:00 PM

All Kent County	October			Year To Date		
	2020	2021	Change	2020	2021	Change
New Listings	324	341	+ 5.2%	2847	3220	+ 13.1%
Closed Sales	273	329	+ 20.5%	2337	2720	+ 16.4%
Pending Sales	278	267	- 4.0%	2581	2750	+ 6.5%
Median Sales Price	\$250,000	\$300,000	+ 20.0%	\$240,001	\$280,000	+ 16.7%
% of Original List Price Received at Sale	99.4%	100.2%	+ 0.8%	98.1%	100.6%	+ 2.5%
Average Days on Market Until Sale	35	17	- 51.4%	48	20	- 58.3%
Total Residential Listing Inventory (as of 10/31)	415	440	+ 6.0%			
Single-Family Detached Inventory (as of 10/31)	360	362	+ 0.6%			

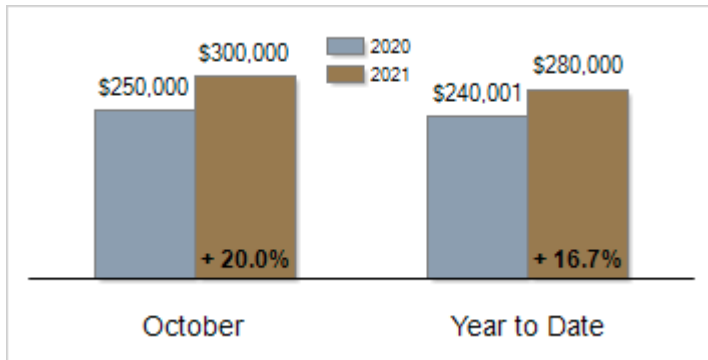
Activity: October



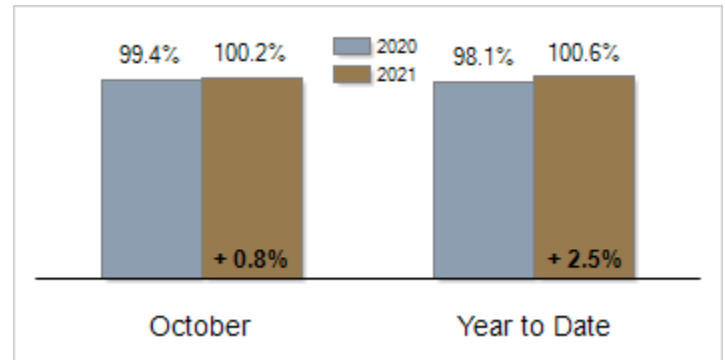
Activity: Year to Date



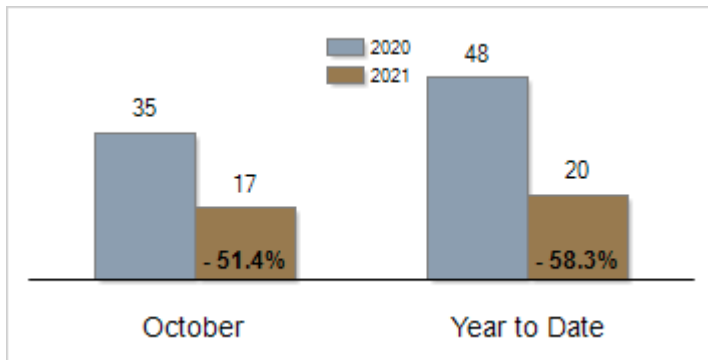
Median Sales Price



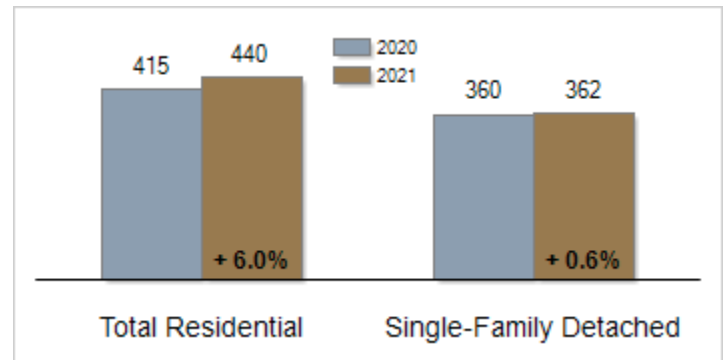
Percent of Original List Price Received at Sale



Average Days on Market Until Sale



Inventory of Homes for Sale: October



All information presented is based on data supplied by BRIGHT MLS. BRIGHT MLS does not guarantee nor is it responsible for its accuracy. Data maintained by the MLS may not reflect all real estate activities in the market. Information is deemed reliable but not guaranteed.