

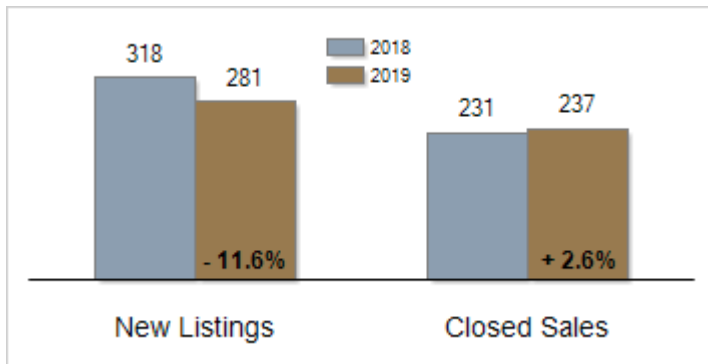


# Patterson-Schwartz Real Estate Residential Market Update

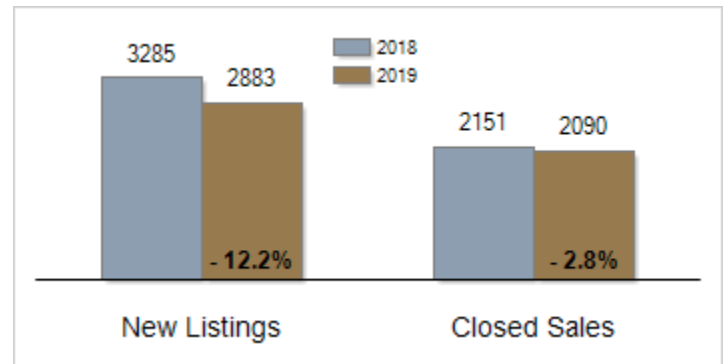
As of Friday, November 08, 2019 2:07:57 PM

All Kent County	October			Year To Date		
	2018	2019	Change	2018	2019	Change
New Listings	318	281	- 11.6%	3285	2883	- 12.2%
Closed Sales	231	237	+ 2.6%	2151	2090	- 2.8%
Pending Sales	219	209	- 4.6%	2217	2233	+ 0.7%
Median Sales Price	\$210,000	\$225,000	+ 7.1%	\$209,600	\$225,000	+ 7.3%
% of Original List Price Received at Sale	95.1%	95.3%	+ 0.2%	96.7%	96.1%	- 0.6%
Average Days on Market Until Sale	63	60	- 4.8%	62	63	+ 1.6%

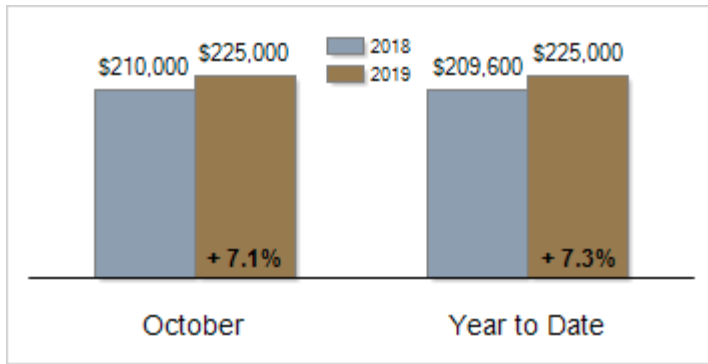
Activity: October



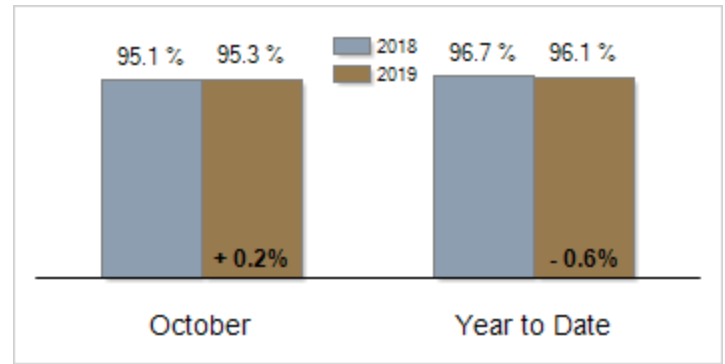
Activity: Year to Date



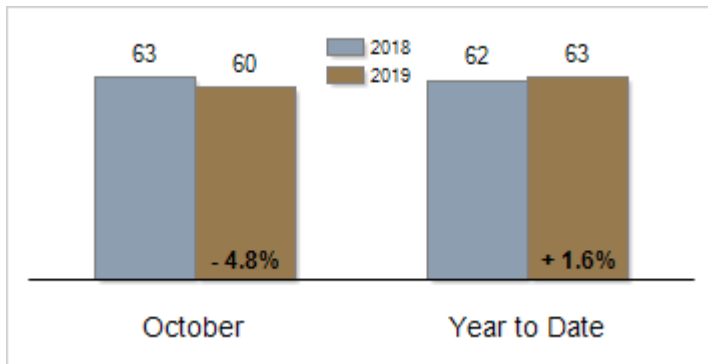
Median Sales Price



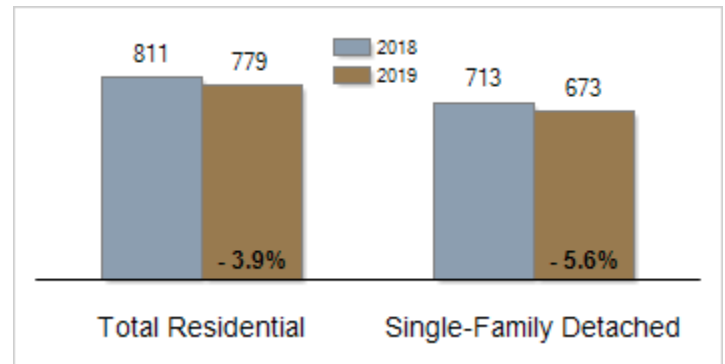
Percent of Original List Price Received at Sale



Average Days on Market Until Sale



Inventory of Homes for Sale: October



All information presented is based on data supplied by BRIGHT MLS. BRIGHT MLS does not guarantee nor is it responsible for its accuracy. Data maintained by the MLS may not reflect all real estate activities in the market. Information is deemed reliable but not guaranteed.