

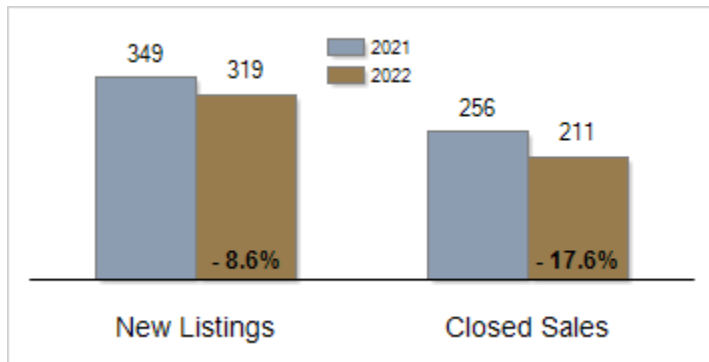


# Patterson-Schwartz Real Estate Residential Market Update

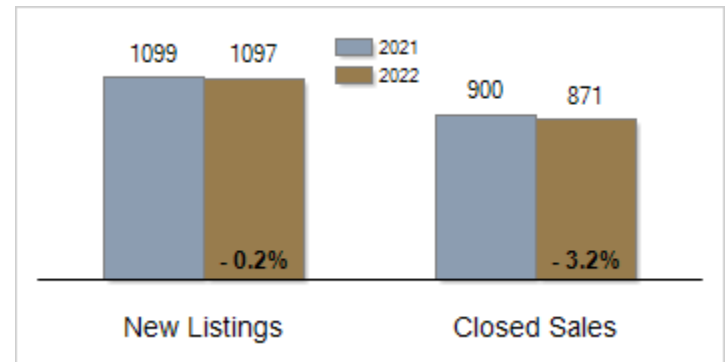
As of Wednesday, May 11, 2022 7:37:05 AM

All Kent County	April			Year To Date		
	2021	2022	Change	2021	2022	Change
New Listings	349	319	- 8.6%	1099	1097	- 0.2%
Closed Sales	256	211	- 17.6%	900	871	- 3.2%
Pending Sales	255	218	- 14.5%	950	940	- 1.1%
Median Sales Price	\$259,950	\$332,000	+ 27.7%	\$250,000	\$295,000	+ 18.0%
% of Original List Price Received at Sale	100.2%	101.2%	+ 1.0%	99.6%	100.2%	+ 0.6%
Average Days on Market Until Sale	25	16	- 36.0%	27	23	- 14.8%
Total Residential Listing Inventory (as of 04/30)	302	378	+ 25.2%			
Single-Family Detached Inventory (as of 04/30)	258	326	+ 26.4%			

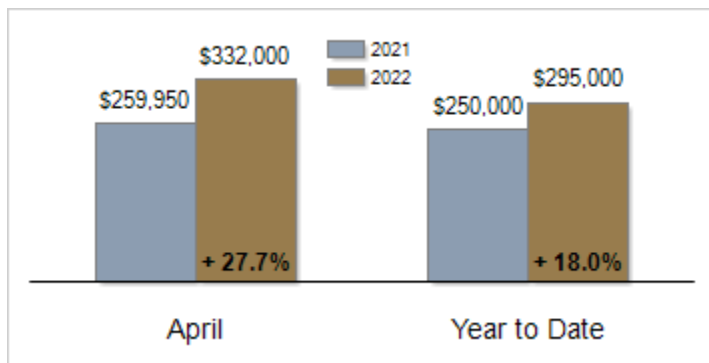
### Activity: April



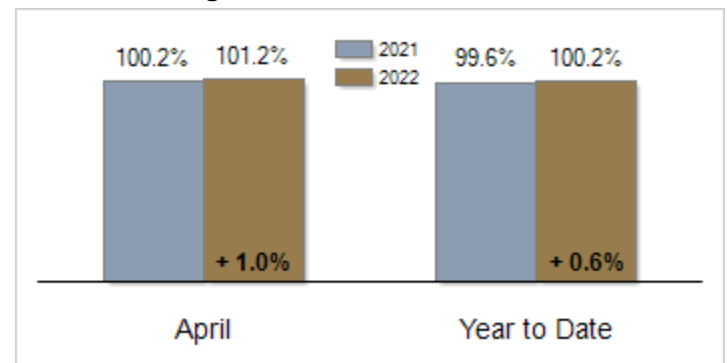
### Activity: Year to Date



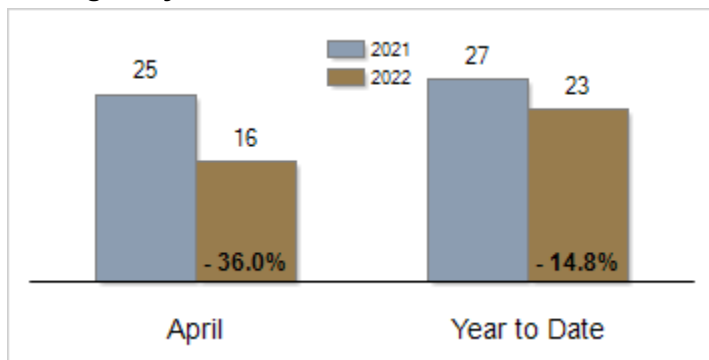
### Median Sales Price



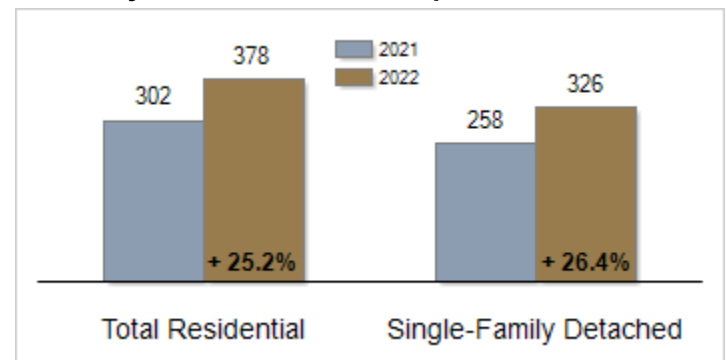
### Percent of Original List Price Received at Sale



### Average Days on Market Until Sale



### Inventory of Homes for Sale: April



All information presented is based on data supplied by BRIGHT MLS. BRIGHT MLS does not guarantee nor is it responsible for its accuracy. Data maintained by the MLS may not reflect all real estate activities in the market. Information is deemed reliable but not guaranteed.