

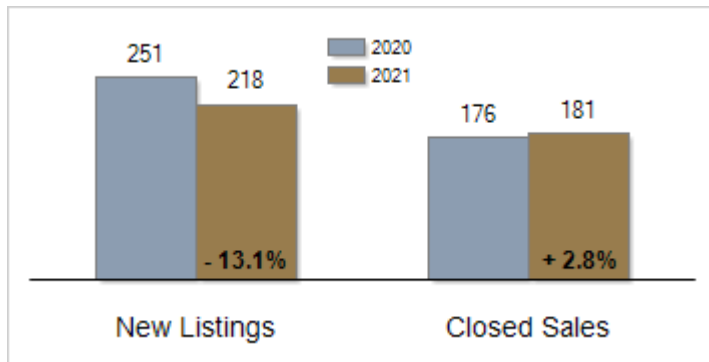


# Patterson-Schwartz Real Estate Residential Market Update

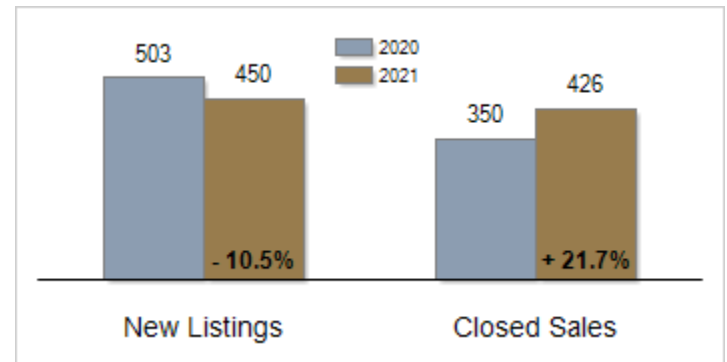
As of Wednesday, March 10, 2021 10:01:40 AM

All Kent County	February			Year To Date		
	2020	2021	Change	2020	2021	Change
<b>New Listings</b>	251	218	- 13.1%	503	450	- 10.5%
<b>Closed Sales</b>	176	181	+ 2.8%	350	426	+ 21.7%
<b>Pending Sales</b>	207	194	- 6.3%	415	404	- 2.7%
<b>Median Sales Price</b>	\$237,000	\$250,000	+ 5.5%	\$231,750	\$249,950	+ 7.9%
<b>% of Original List Price Received at Sale</b>	97.1%	99.5%	+ 2.4%	96.3%	99.5%	+ 3.2%
<b>Average Days on Market Until Sale</b>	68	28	- 58.8%	65	24	- 63.1%
<b>Total Residential Listing Inventory (as of 02/28)</b>	554	282	- 49.1%			
<b>Single-Family Detached Inventory (as of 02/28)</b>	469	238	- 49.3%			

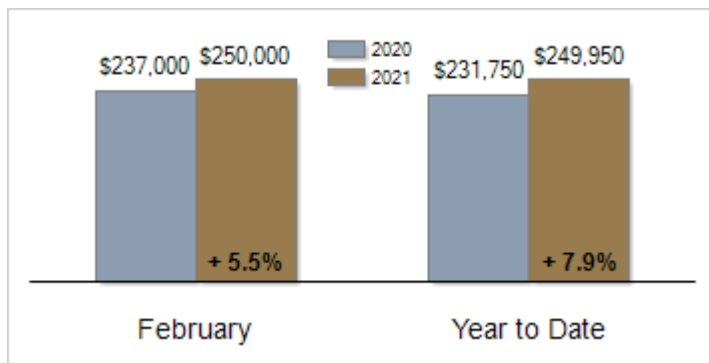
Activity: February



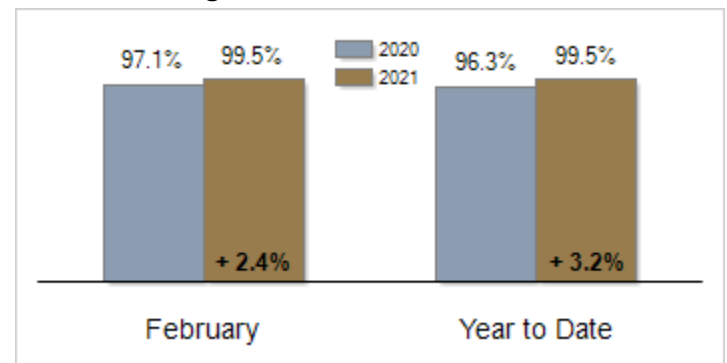
Activity: Year to Date



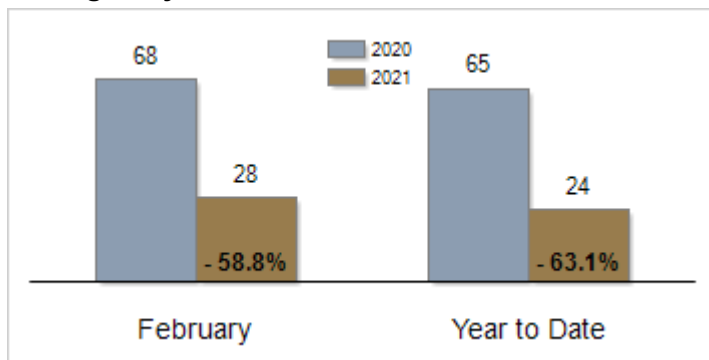
Median Sales Price



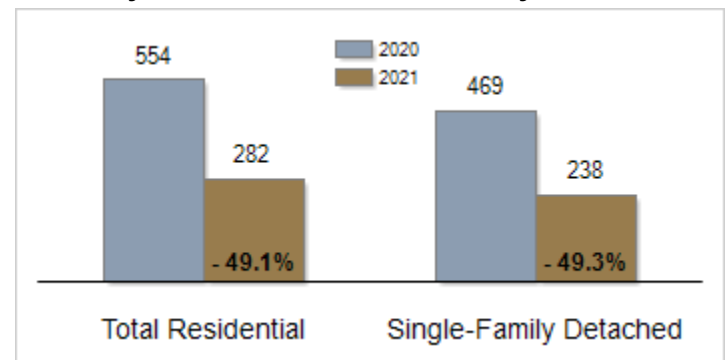
Percent of Original List Price Received at Sale



Average Days on Market Until Sale



Inventory of Homes for Sale: February



All information presented is based on data supplied by BRIGHT MLS. BRIGHT MLS does not guarantee nor is it responsible for its accuracy. Data maintained by the MLS may not reflect all real estate activities in the market. Information is deemed reliable but not guaranteed.