

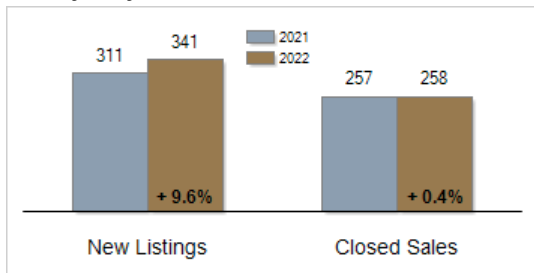


Patterson-Schwartz Real Estate Residential Market Update

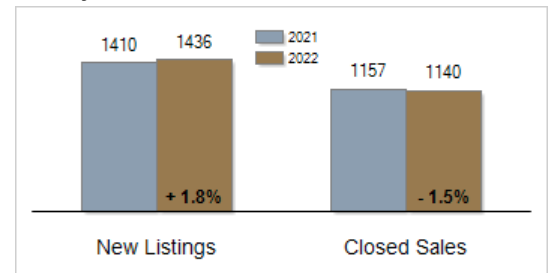
As of Thursday, June 9, 2022 9:58:55 AM

All Kent County	May			Year To Date		
	2021	2022	Change	2021	2022	Change
New Listings	311	341	+ 9.6%	1410	1436	+ 1.8%
Closed Sales	257	258	+ 0.4%	1157	1140	- 1.5%
Pending Sales	316	264	- 16.5%	1266	1220	- 3.6%
Median Sales Price	\$280,000	\$299,950	+ 7.1%	\$260,000	\$295,000	+ 13.5%
% of Original List Price Received at Sale	101.0%	101.3%	+ 0.3%	100.0%	100.5%	+ 0.5%
Average Days on Market Until Sale	20	18	- 10.0%	25	22	- 12.0%
Total Residential Listing Inventory (as of 05/31)	274	394	+ 43.8%			
Single-Family Detached Inventory (as of 05/31)	228	347	+ 52.2%			

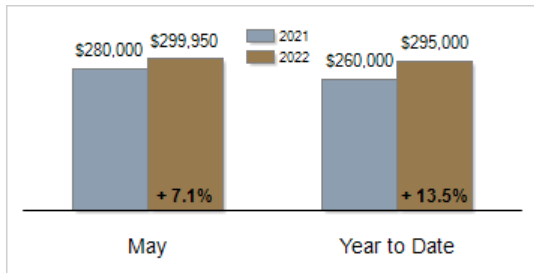
Activity: May



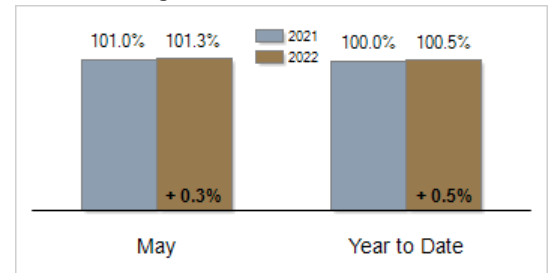
Activity: Year to Date



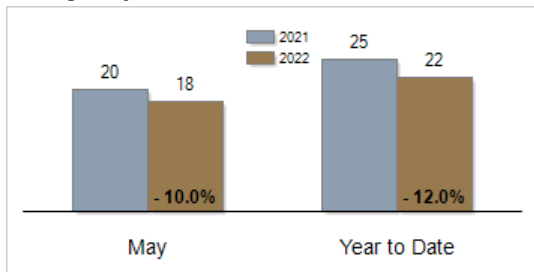
Median Sales Price



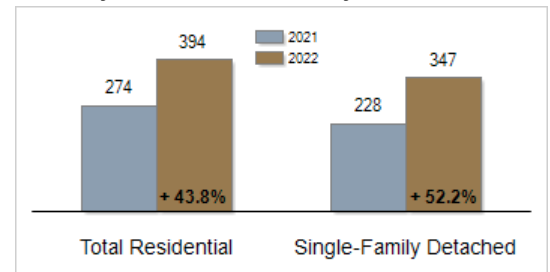
Percent of Original List Price Received at Sale



Average Days on Market Until Sale



Inventory of Homes for Sale: May



All information presented is based on data supplied by BRIGHT MLS. BRIGHT MLS does not guarantee nor is it responsible for its accuracy. Data maintained by the MLS may not reflect all real estate activities in the market. Information is deemed reliable but not guaranteed.