

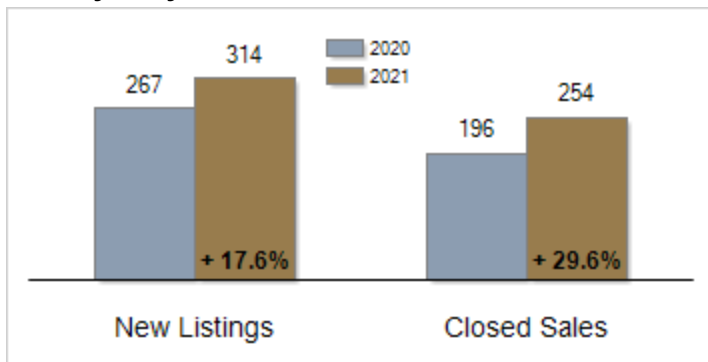


# Patterson-Schwartz Real Estate Residential Market Update

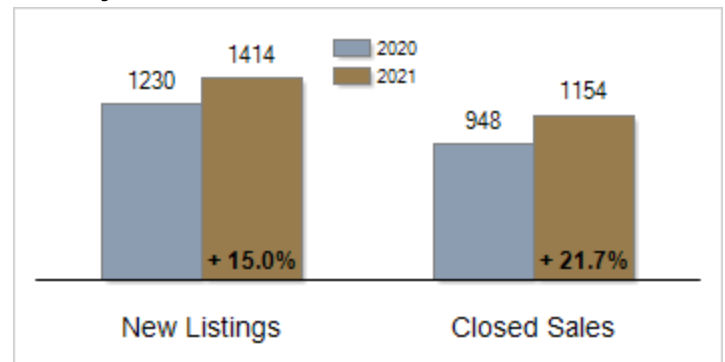
As of Wednesday, June 9, 2021 3:41:34 PM

All Kent County	May			Year To Date		
	2020	2021	Change	2020	2021	Change
New Listings	267	314	+ 17.6%	1230	1414	+ 15.0%
Closed Sales	196	254	+ 29.6%	948	1154	+ 21.7%
Pending Sales	280	287	+ 2.5%	1125	1248	+ 10.9%
Median Sales Price	\$240,000	\$279,000	+ 16.3%	\$233,500	\$259,995	+ 11.3%
% of Original List Price Received at Sale	98.1%	101.1%	+ 3.0%	97.2%	100.0%	+ 2.8%
Average Days on Market Until Sale	71	21	- 70.4%	62	25	- 59.7%
Total Residential Listing Inventory (as of 05/31)	456	314	- 31.1%			
Single-Family Detached Inventory (as of 05/31)	378	266	- 29.6%			

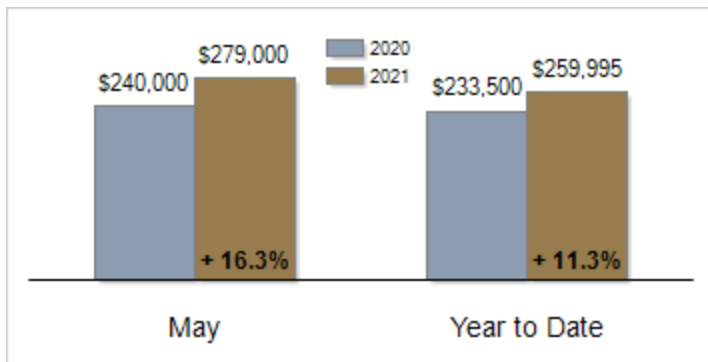
### Activity: May



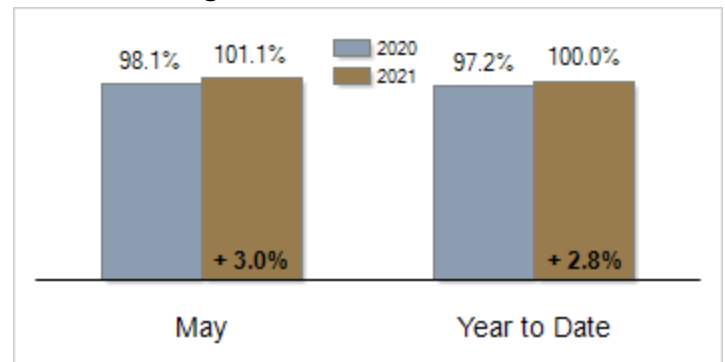
### Activity: Year to Date



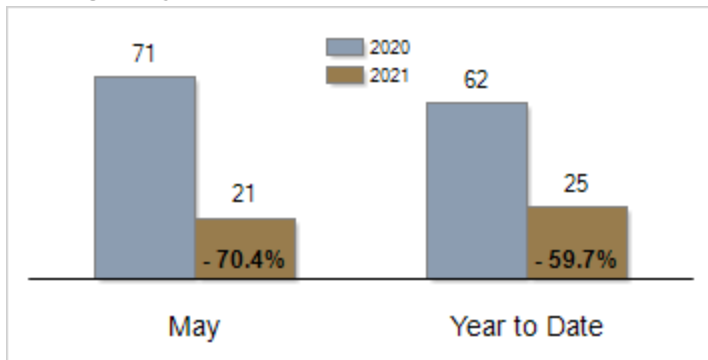
### Median Sales Price



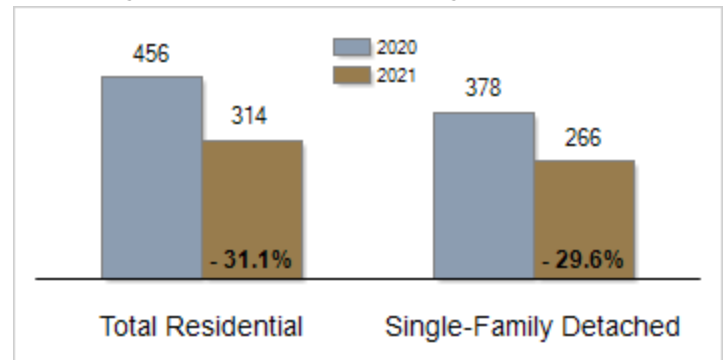
### Percent of Original List Price Received at Sale



### Average Days on Market Until Sale



### Inventory of Homes for Sale: May



All information presented is based on data supplied by BRIGHT MLS. BRIGHT MLS does not guarantee nor is it responsible for its accuracy. Data maintained by the MLS may not reflect all real estate activities in the market. Information is deemed reliable but not guaranteed.