

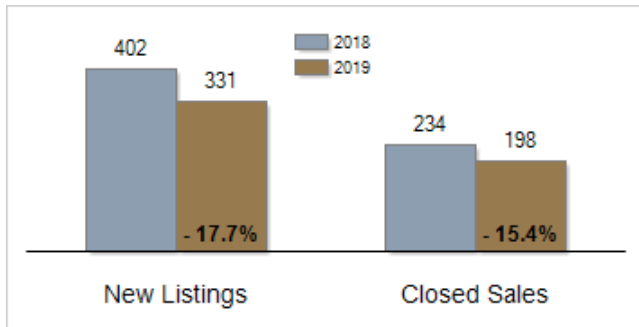


Patterson-Schwartz Real Estate Residential Market Update

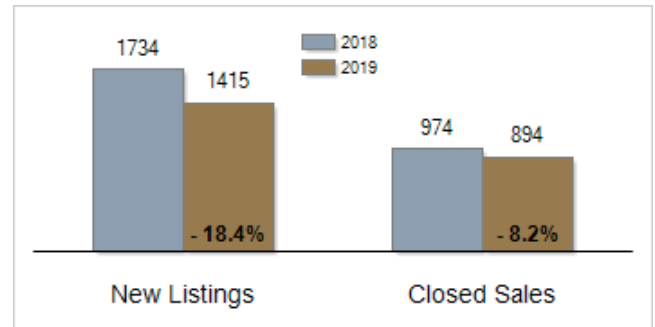
As of Tuesday, June 11, 2019 8:48:26 AM

All Kent County	May			Year To Date		
	2018	2019	Change	2018	2019	Change
New Listings	402	331	- 17.7%	1734	1415	- 18.4%
Closed Sales	234	198	- 15.4%	974	894	- 8.2%
Pending Sales	228	251	+ 10.1%	1108	1061	- 4.2%
Median Sales Price	\$216,934	\$223,250	+ 2.9%	\$199,900	\$215,000	+ 7.6%
% of Original List Price Received at Sale	97.5%	95.5%	- 2.0%	96.8%	94.8%	- 2.0%
Average Days on Market Until Sale	67	76	+ 13.4%	69	77	+ 11.6%

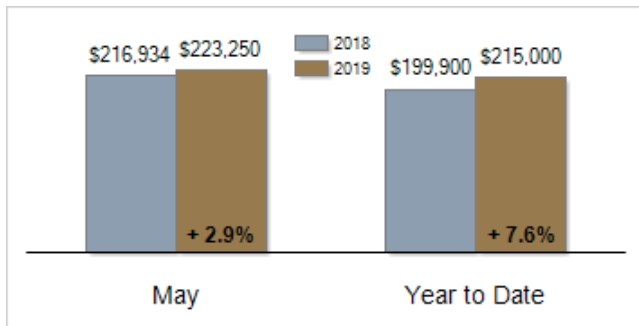
Activity: May



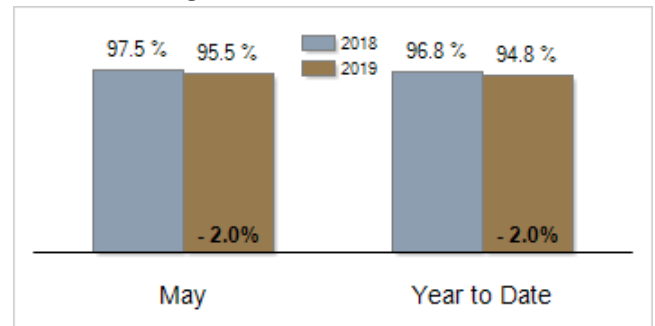
Activity: Year to Date



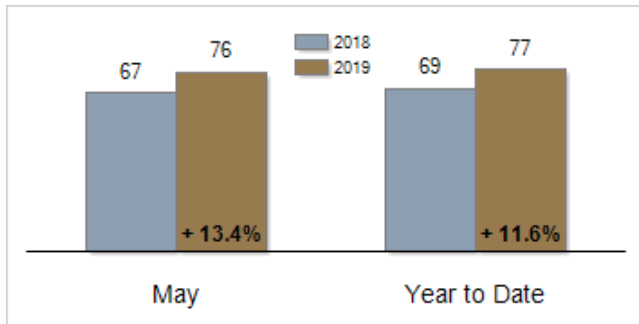
Median Sales Price



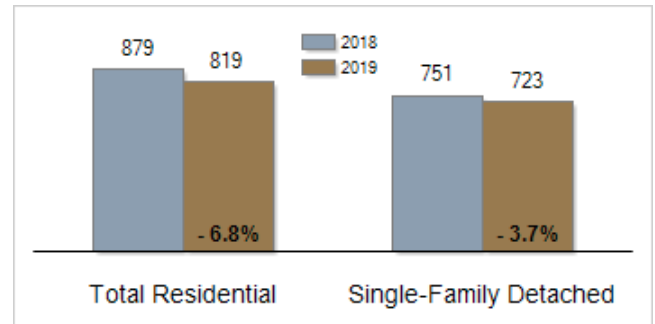
Percent of Original List Price Received at Sale



Average Days on Market Until Sale



Inventory of Homes for Sale: May



All information presented is based on data supplied by BRIGHT MLS. BRIGHT MLS does not guarantee nor is it responsible for its accuracy. Data maintained by the MLS may not reflect all real estate activities in the market. Information is deemed reliable but not guaranteed.