



Patterson-Schwartz Real Estate Residential Market Update

As of Monday, July 11, 2022 1:30:31 PM

All Kent County	June			Year To Date		
	2021	2022	Change	2021	2022	Change
New Listings	359	334	- 7.0%	1769	1763	- 0.3%
Closed Sales	316	273	- 13.6%	1473	1418	- 3.7%
Pending Sales	299	239	- 20.1%	1565	1485	- 5.1%
Median Sales Price	\$285,000	\$331,000	+ 16.1%	\$265,000	\$300,750	+ 13.5%
% of Original List Price Received at Sale	101.5%	100.8%	- 0.7%	100.3%	100.6%	+ 0.3%
Average Days on Market Until Sale	15	19	+ 26.7%	23	22	- 4.3%
Total Residential Listing Inventory (as of 06/30)	292	430	+ 47.3%			
Single-Family Detached Inventory (as of 06/30)	243	368	+ 51.4%			

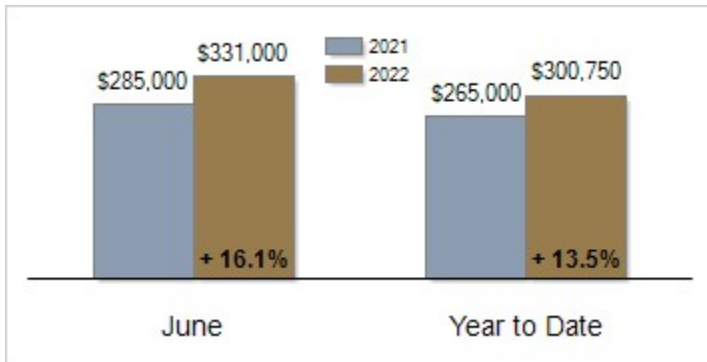
Activity: June



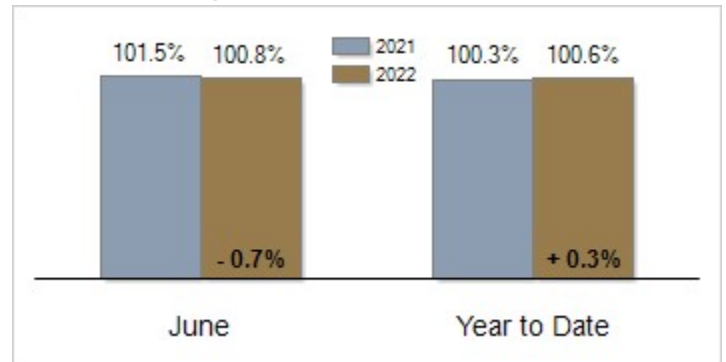
Activity: Year to Date



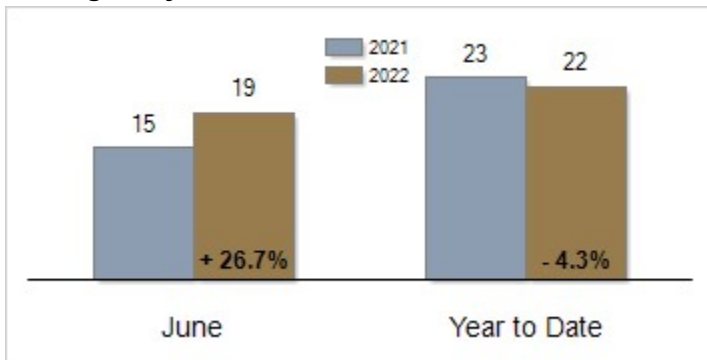
Median Sales Price



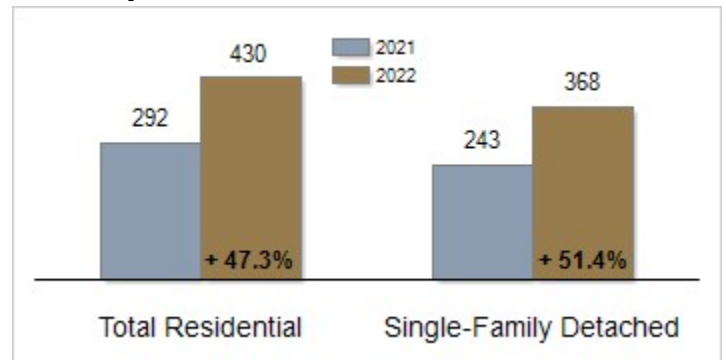
Percent of Original List Price Received at Sale



Average Days on Market Until Sale



Inventory of Homes for Sale: June



All information presented is based on data supplied by BRIGHT MLS. BRIGHT MLS does not guarantee nor is it responsible for its accuracy. Data maintained by the MLS may not reflect all real estate activities in the market. Information is deemed reliable but not guaranteed.