

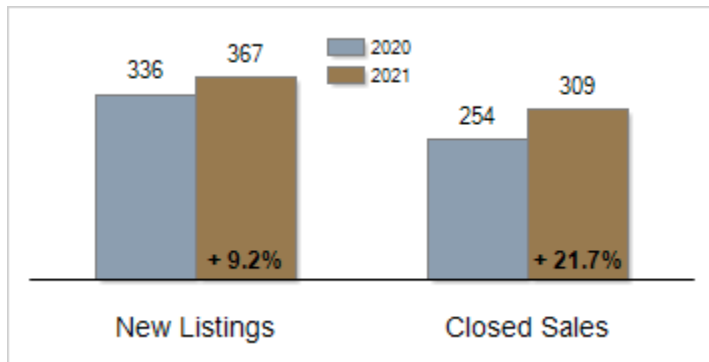


Patterson-Schwartz Real Estate Residential Market Update

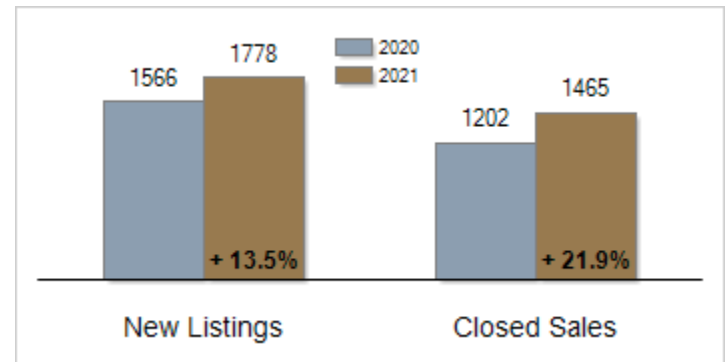
As of Thursday, July 8, 2021 12:49:01 PM

All Kent County	June			Year To Date		
	2020	2021	Change	2020	2021	Change
New Listings	336	367	+ 9.2%	1566	1778	+ 13.5%
Closed Sales	254	309	+ 21.7%	1202	1465	+ 21.9%
Pending Sales	274	280	+ 2.2%	1399	1542	+ 10.2%
Median Sales Price	\$240,000	\$280,000	+ 16.7%	\$235,000	\$265,000	+ 12.8%
% of Original List Price Received at Sale	98.4%	100.9%	+ 2.5%	97.4%	100.2%	+ 2.8%
Average Days on Market Until Sale	40	15	- 62.5%	58	23	- 60.3%
Total Residential Listing Inventory (as of 06/30)	474	349	- 26.4%			
Single-Family Detached Inventory (as of 06/30)	379	291	- 23.2%			

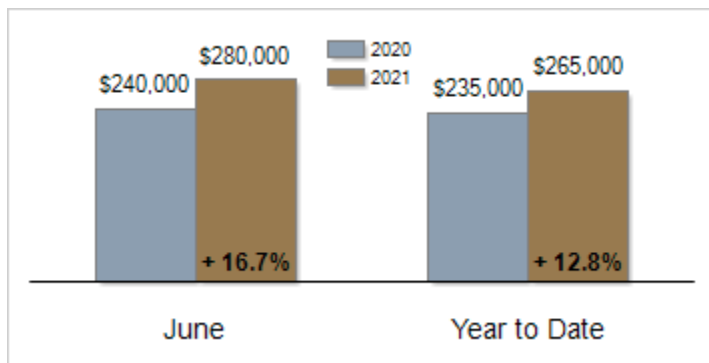
Activity: June



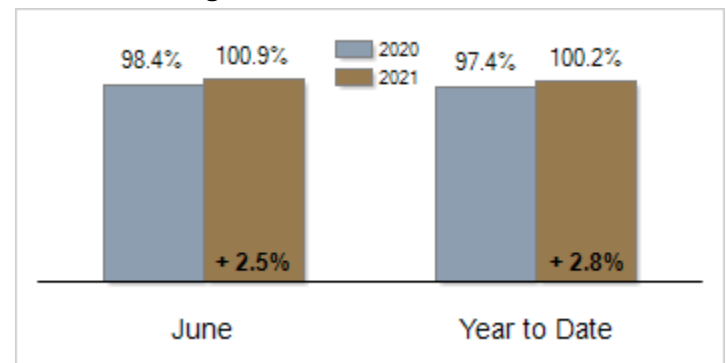
Activity: Year to Date



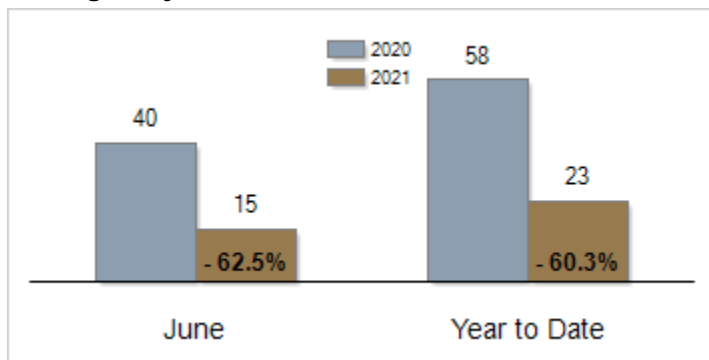
Median Sales Price



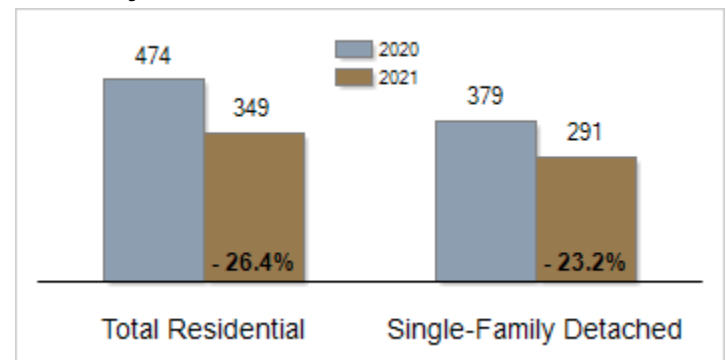
Percent of Original List Price Received at Sale



Average Days on Market Until Sale



Inventory of Homes for Sale: June



All information presented is based on data supplied by BRIGHT MLS. BRIGHT MLS does not guarantee nor is it responsible for its accuracy. Data maintained by the MLS may not reflect all real estate activities in the market. Information is deemed reliable but not guaranteed.