

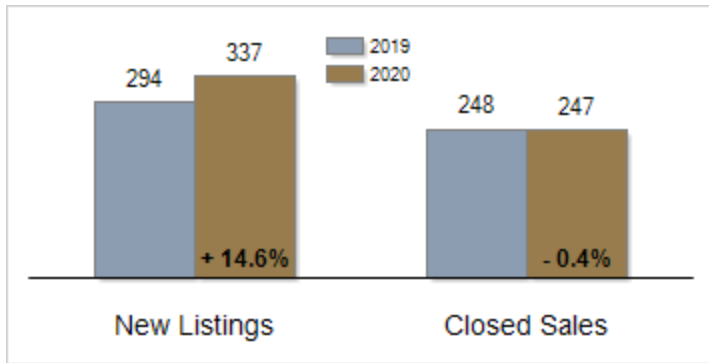


Patterson-Schwartz Real Estate Residential Market Update

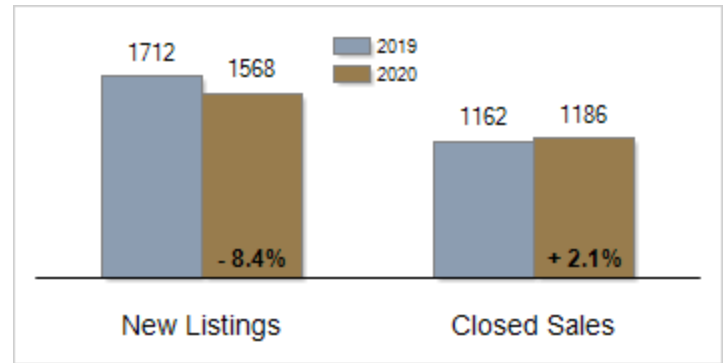
As of Thursday, July 9, 2020 11:05:34 AM

All Kent County	June			Year To Date		
	2019	2020	Change	2019	2020	Change
New Listings	294	337	+ 14.6%	1712	1568	- 8.4%
Closed Sales	248	247	- 0.4%	1162	1186	+ 2.1%
Pending Sales	238	274	+ 15.1%	1324	1396	+ 5.4%
Median Sales Price	\$232,450	\$240,000	+ 3.2%	\$218,317	\$235,000	+ 7.6%
% of Original List Price Received at Sale	97.6%	102.3%	+ 4.7%	95.5%	98.3%	+ 2.8%
Average Days on Market Until Sale	60	40	- 33.3%	69	58	- 15.9%
Total Residential Listing Inventory (as of 06/30)	617	551	- 10.7%			
Single-Family Detached Inventory (as of 06/30)	540	450	- 16.7%			

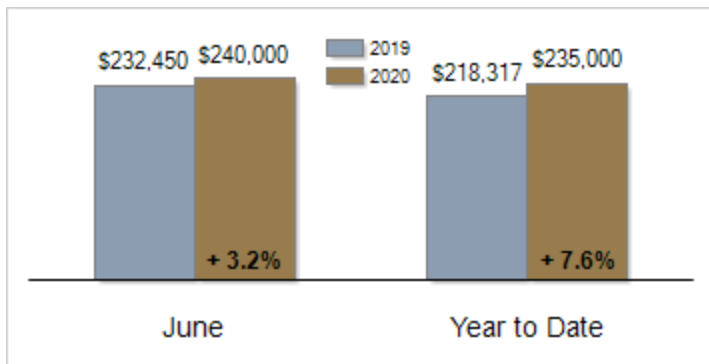
Activity: June



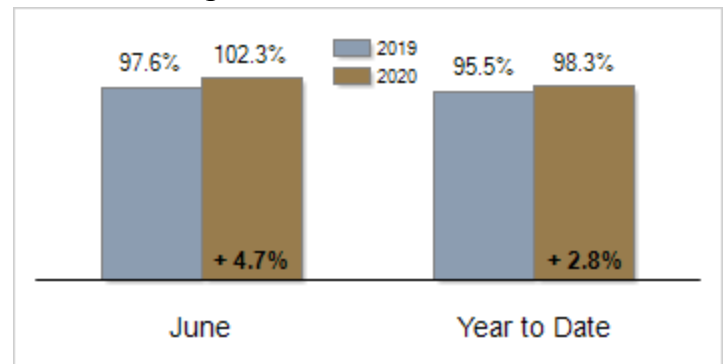
Activity: Year to Date



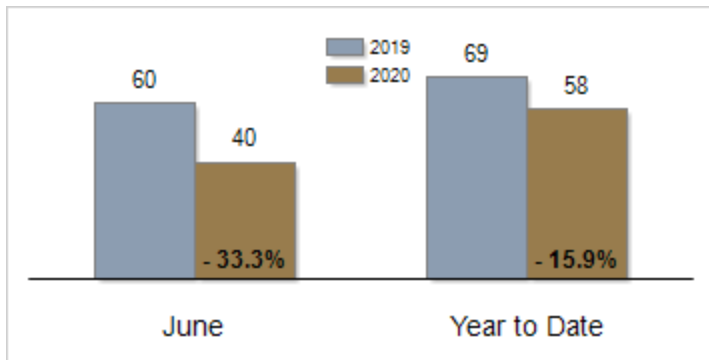
Median Sales Price



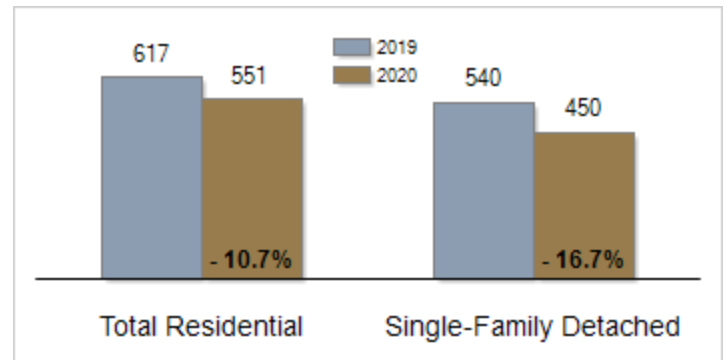
Percent of Original List Price Received at Sale



Average Days on Market Until Sale



Inventory of Homes for Sale: June



All information presented is based on data supplied by BRIGHT MLS. BRIGHT MLS does not guarantee nor is it responsible for its accuracy. Data maintained by the MLS may not reflect all real estate activities in the market. Information is deemed reliable but not guaranteed.