

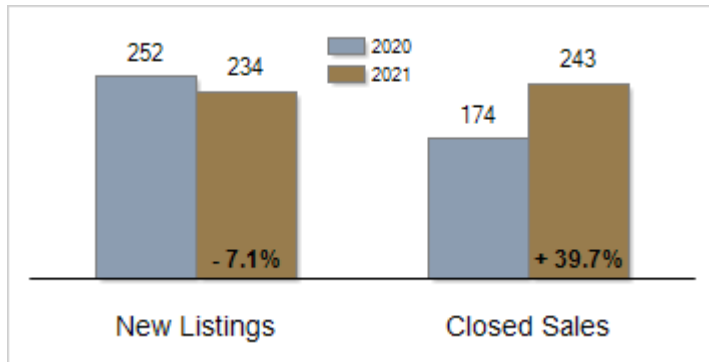


# Patterson-Schwartz Real Estate Residential Market Update

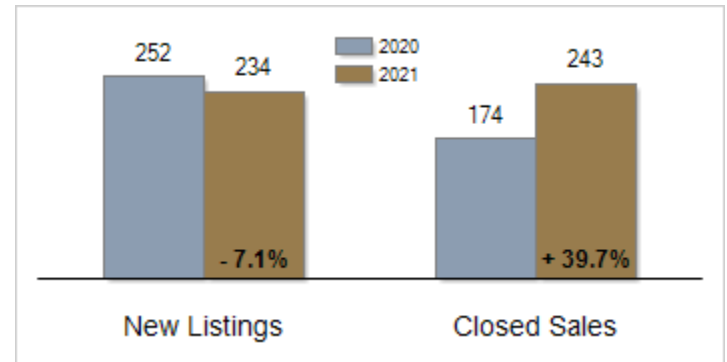
As of Tuesday, February 9, 2021 9:41:20 AM

All Kent County	January			Year To Date		
	2020	2021	Change	2020	2021	Change
New Listings	252	234	- 7.1%	252	234	- 7.1%
Closed Sales	174	243	+ 39.7%	174	243	+ 39.7%
Pending Sales	208	193	- 7.2%	208	193	- 7.2%
Median Sales Price	\$224,500	\$245,000	+ 9.1%	\$224,500	\$245,000	+ 9.1%
% of Original List Price Received at Sale	95.5%	99.5%	+ 4.0%	95.5%	99.5%	+ 4.0%
Average Days on Market Until Sale	62	21	- 66.1%	62	21	- 66.1%
Total Residential Listing Inventory (as of 01/31)	551	313	- 43.2%			
Single-Family Detached Inventory (as of 01/31)	472	260	- 44.9%			

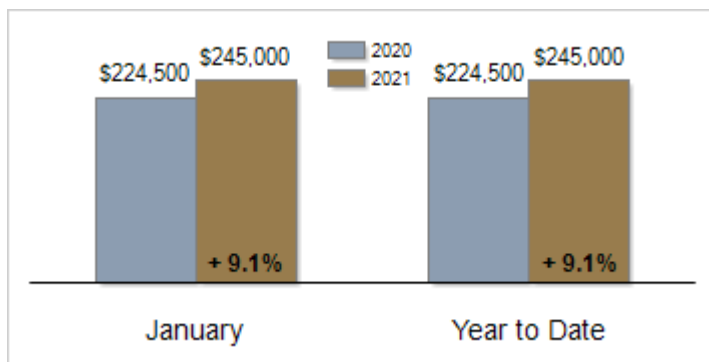
Activity: January



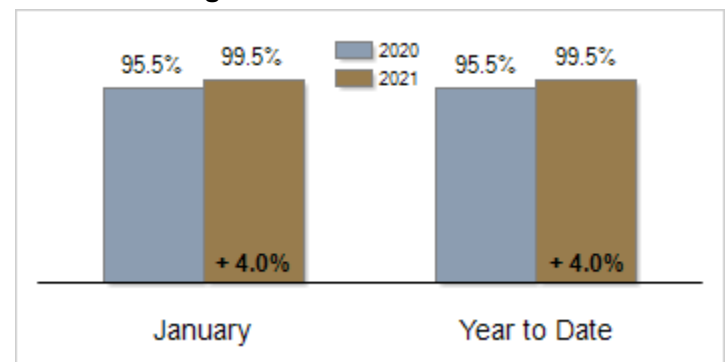
Activity: Year to Date



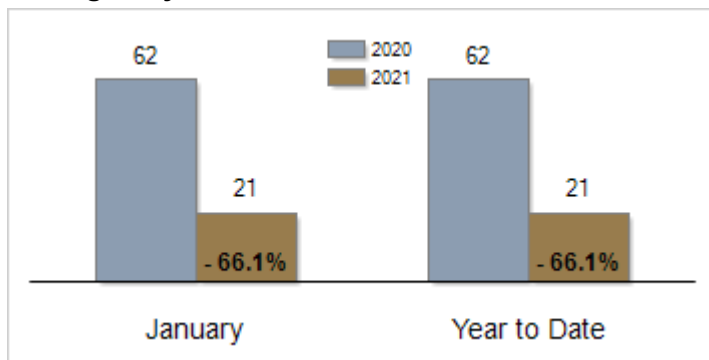
Median Sales Price



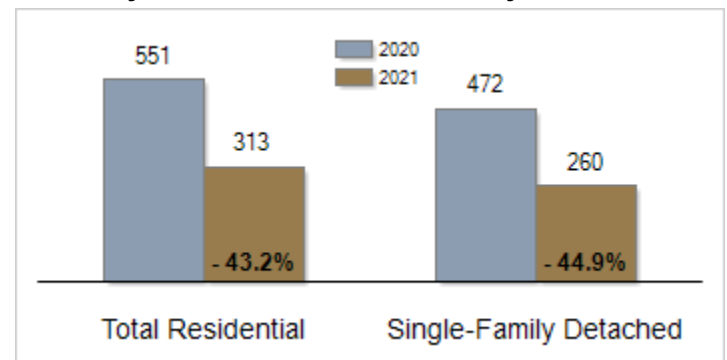
Percent of Original List Price Received at Sale



Average Days on Market Until Sale



Inventory of Homes for Sale: January



All information presented is based on data supplied by BRIGHT MLS. BRIGHT MLS does not guarantee nor is it responsible for its accuracy. Data maintained by the MLS may not reflect all real estate activities in the market. Information is deemed reliable but not guaranteed.