

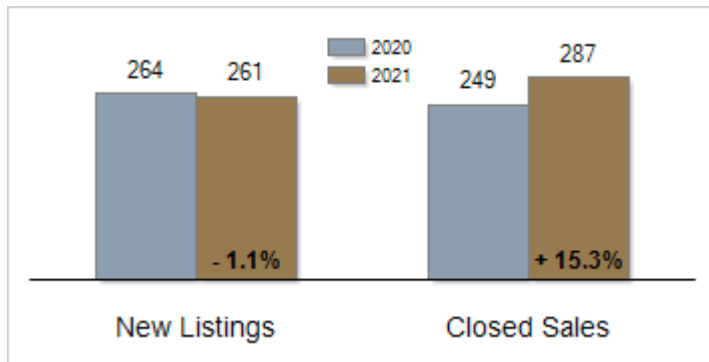


# Patterson-Schwartz Real Estate Residential Market Update

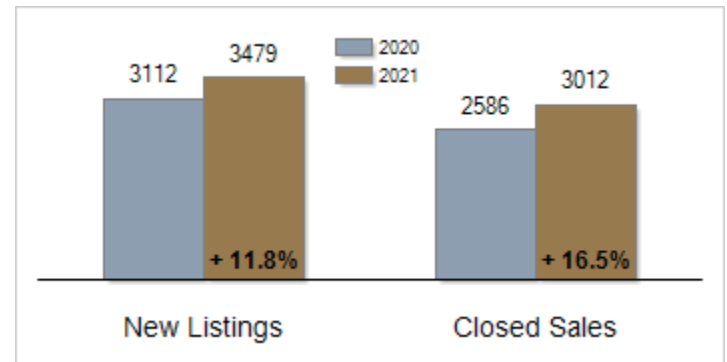
As of Friday, December 10, 2021 8:44:52 AM

All Kent County	November			Year To Date		
	2020	2021	Change	2020	2021	Change
New Listings	264	261	- 1.1%	3112	3479	+ 11.8%
Closed Sales	249	287	+ 15.3%	2586	3012	+ 16.5%
Pending Sales	264	247	- 6.4%	2845	3034	+ 6.6%
Median Sales Price	\$251,000	\$295,000	+ 17.5%	\$242,000	\$280,000	+ 15.7%
% of Original List Price Received at Sale	98.9%	99.9%	+ 1.0%	98.2%	100.5%	+ 2.3%
Average Days on Market Until Sale	38	21	- 44.7%	47	20	- 57.4%
Total Residential Listing Inventory (as of 11/30)	386	384	- 0.5%			
Single-Family Detached Inventory (as of 11/30)	335	311	- 7.2%			

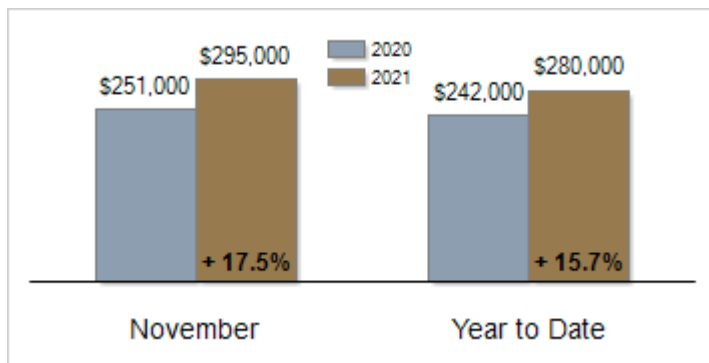
### Activity: November



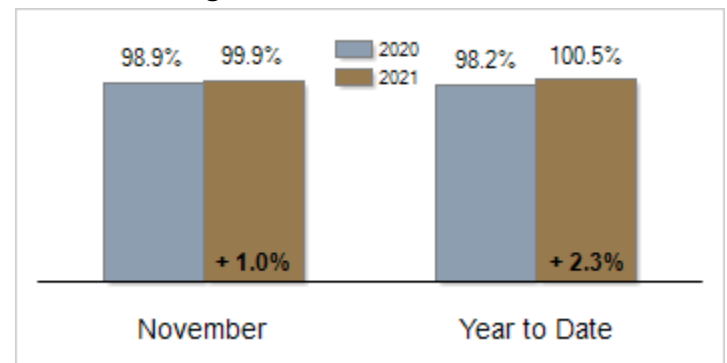
### Activity: Year to Date



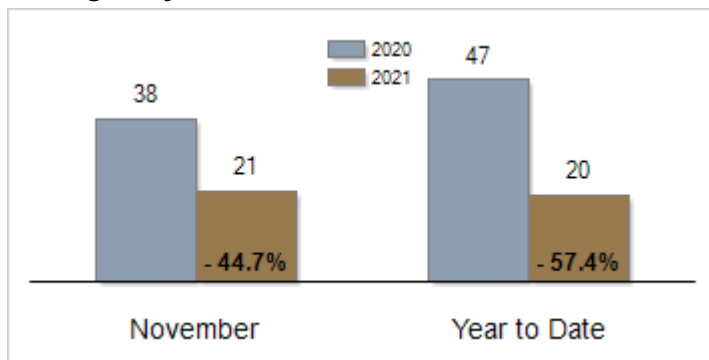
### Median Sales Price



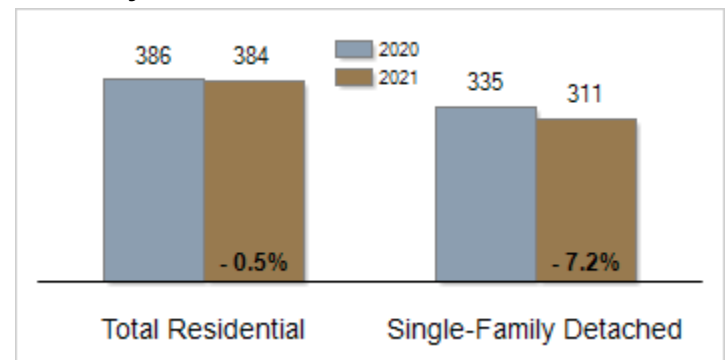
### Percent of Original List Price Received at Sale



### Average Days on Market Until Sale



### Inventory of Homes for Sale: November



All information presented is based on data supplied by BRIGHT MLS. BRIGHT MLS does not guarantee nor is it responsible for its accuracy. Data maintained by the MLS may not reflect all real estate activities in the market. Information is deemed reliable but not guaranteed.