

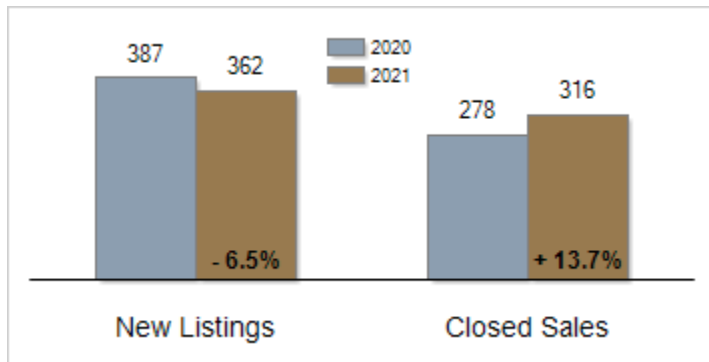


Patterson-Schwartz Real Estate Residential Market Update

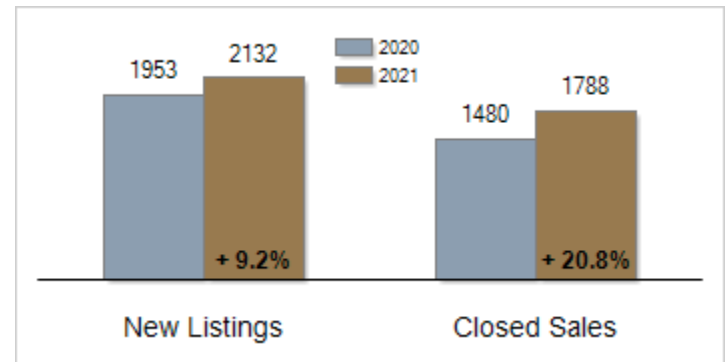
As of Tuesday, August 10, 2021 4:08:56 PM

All Kent County	July			Year To Date		
	2020	2021	Change	2020	2021	Change
New Listings	387	362	- 6.5%	1953	2132	+ 9.2%
Closed Sales	278	316	+ 13.7%	1480	1788	+ 20.8%
Pending Sales	347	270	- 22.2%	1745	1837	+ 5.3%
Median Sales Price	\$251,250	\$291,500	+ 16.0%	\$237,950	\$270,000	+ 13.5%
% of Original List Price Received at Sale	97.6%	101.6%	+ 4.0%	97.5%	100.6%	+ 3.1%
Average Days on Market Until Sale	48	18	- 62.5%	56	22	- 60.7%
Total Residential Listing Inventory (as of 07/31)	466	383	- 17.8%			
Single-Family Detached Inventory (as of 07/31)	401	324	- 19.2%			

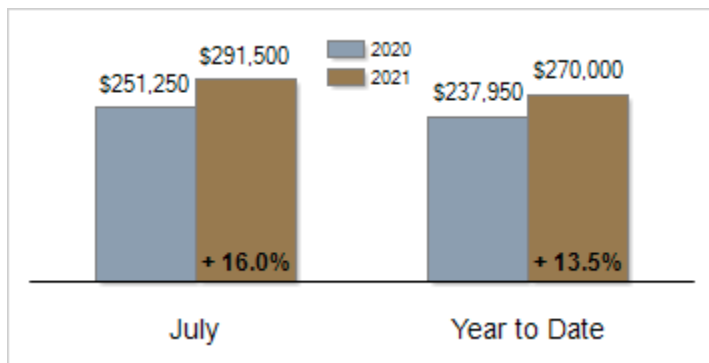
Activity: July



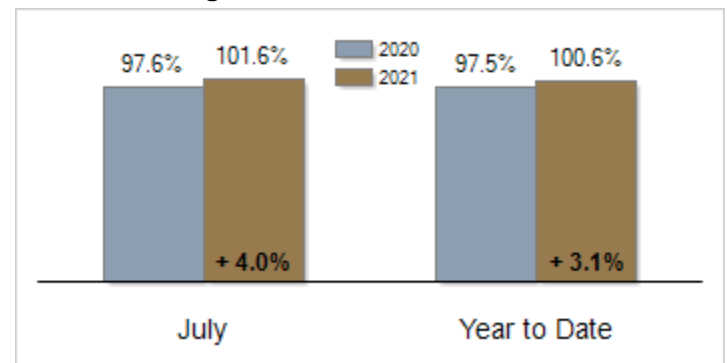
Activity: Year to Date



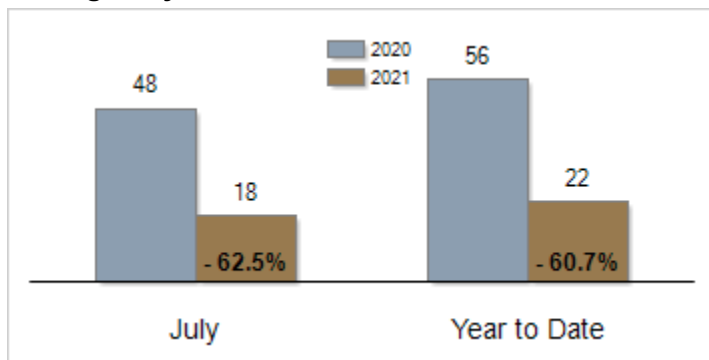
Median Sales Price



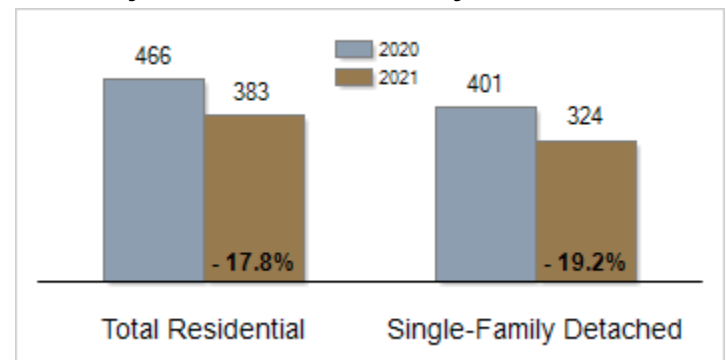
Percent of Original List Price Received at Sale



Average Days on Market Until Sale



Inventory of Homes for Sale: July



All information presented is based on data supplied by BRIGHT MLS. BRIGHT MLS does not guarantee nor is it responsible for its accuracy. Data maintained by the MLS may not reflect all real estate activities in the market. Information is deemed reliable but not guaranteed.