

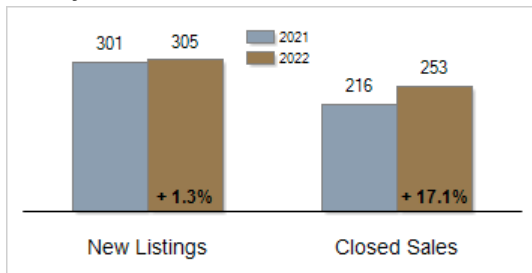


# Patterson-Schwartz Real Estate Residential Market Update

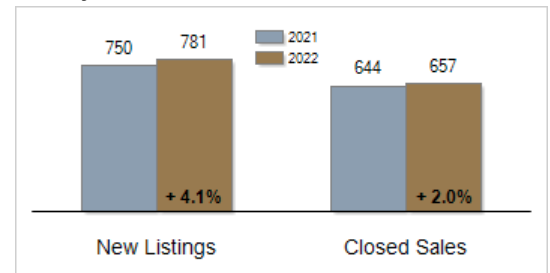
As of Monday, April 11, 2022 9:14:02 AM

All Kent County	March			Year To Date		
	2021	2022	Change	2021	2022	Change
New Listings	301	305	+ 1.3%	750	781	+ 4.1%
Closed Sales	216	253	+ 17.1%	644	657	+ 2.0%
Pending Sales	281	253	- 10.0%	696	715	+ 2.7%
Median Sales Price	\$257,000	\$280,000	+ 8.9%	\$250,000	\$278,400	+ 11.4%
% of Original List Price Received at Sale	99.3%	100.6%	+ 1.3%	99.4%	99.9%	+ 0.5%
Average Days on Market Until Sale	33	22	- 33.3%	27	25	- 7.4%
Total Residential Listing Inventory (as of 03/31)	246	299	+ 21.5%			
Single-Family Detached Inventory (as of 03/31)	203	265	+ 30.5%			

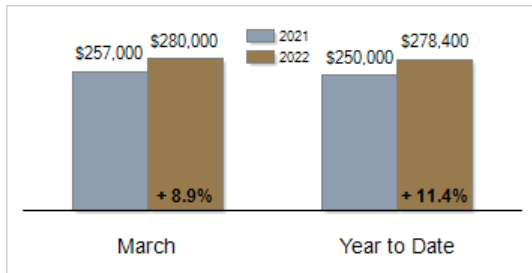
Activity: March



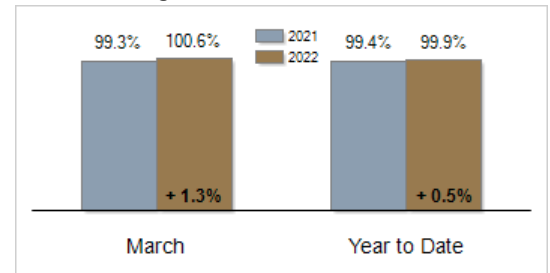
Activity: Year to Date



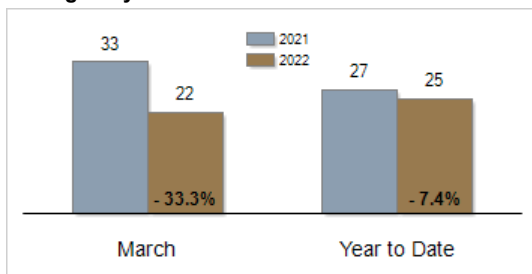
Median Sales Price



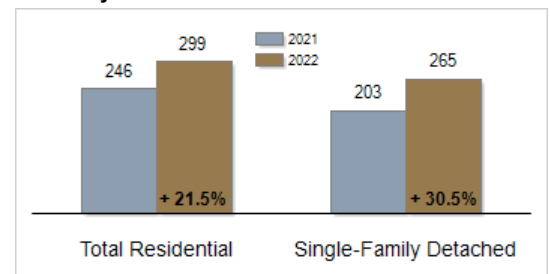
Percent of Original List Price Received at Sale



Average Days on Market Until Sale



Inventory of Homes for Sale: March



All information presented is based on data supplied by BRIGHT MLS. BRIGHT MLS does not guarantee nor is it responsible for its accuracy. Data maintained by the MLS may not reflect all real estate activities in the market. Information is deemed reliable but not guaranteed.