

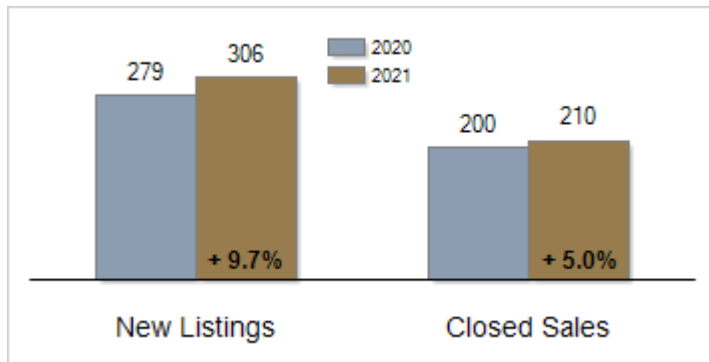


Patterson-Schwartz Real Estate Residential Market Update

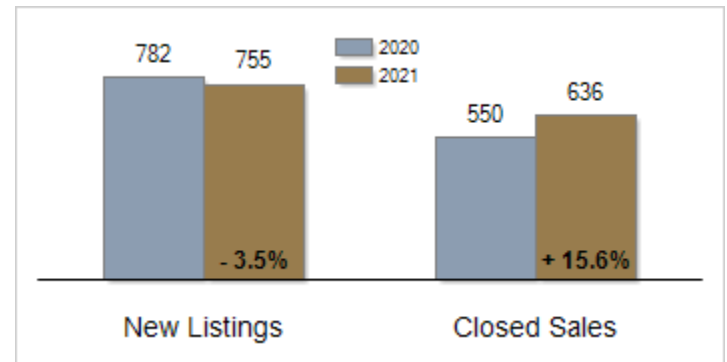
As of Friday, April 9, 2021 1:34:23 PM

All Kent County	March			Year To Date		
	2020	2021	Change	2020	2021	Change
New Listings	279	306	+ 9.7%	782	755	- 3.5%
Closed Sales	200	210	+ 5.0%	550	636	+ 15.6%
Pending Sales	249	275	+ 10.4%	664	692	+ 4.2%
Median Sales Price	\$225,000	\$255,000	+ 13.3%	\$230,000	\$250,000	+ 8.7%
% of Original List Price Received at Sale	96.8%	99.2%	+ 2.4%	96.5%	99.4%	+ 2.9%
Average Days on Market Until Sale	61	34	- 44.3%	63	27	- 57.1%
Total Residential Listing Inventory (as of 03/31)	546	275	- 49.6%			
Single-Family Detached Inventory (as of 03/31)	450	230	- 48.9%			

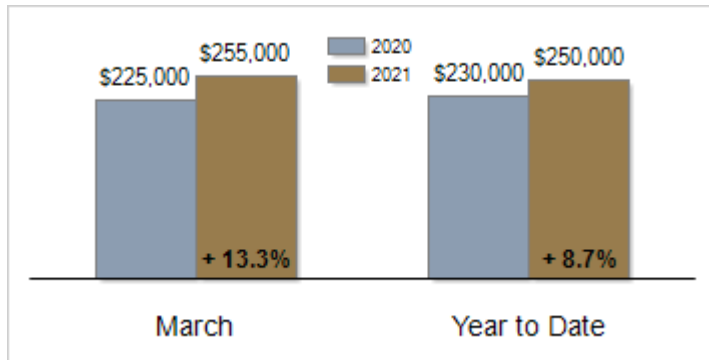
Activity: March



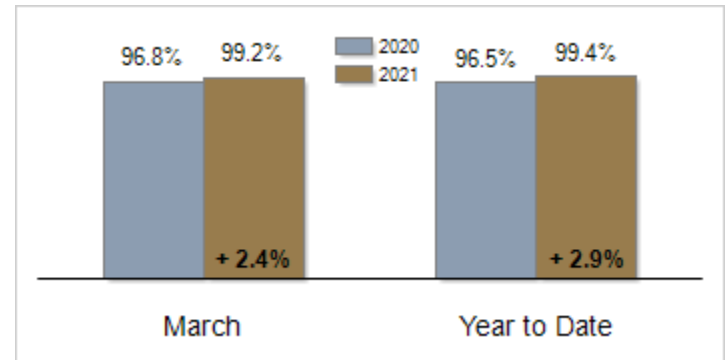
Activity: Year to Date



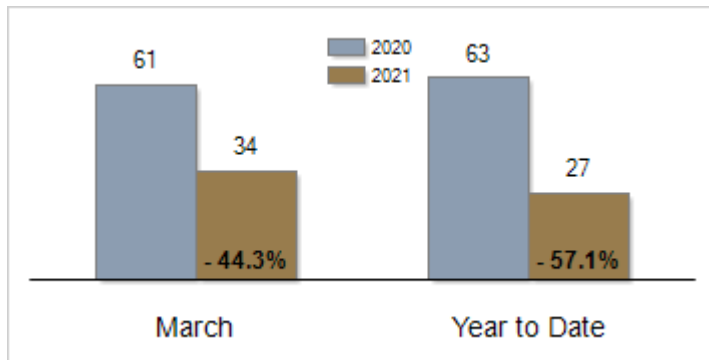
Median Sales Price



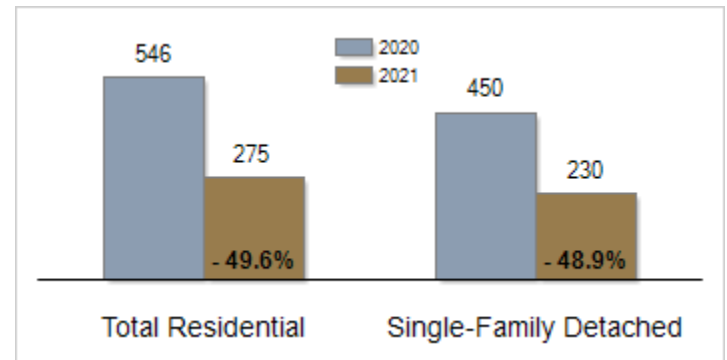
Percent of Original List Price Received at Sale



Average Days on Market Until Sale



Inventory of Homes for Sale: March



All information presented is based on data supplied by BRIGHT MLS. BRIGHT MLS does not guarantee nor is it responsible for its accuracy. Data maintained by the MLS may not reflect all real estate activities in the market. Information is deemed reliable but not guaranteed.