



Patterson-Schwartz Real Estate Residential Market Update

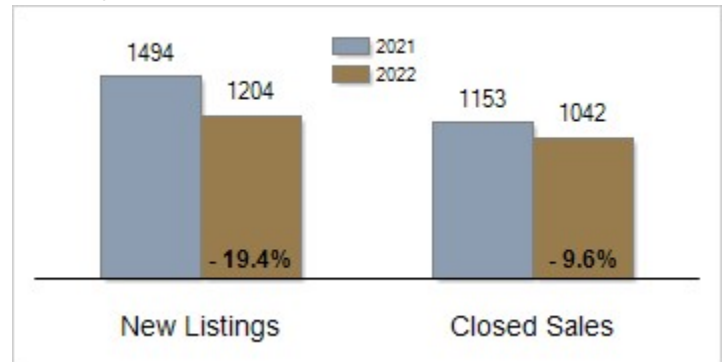
As of Wednesday, September 7, 2022 9:38:22 AM

All Cecil County	August			Year To Date		
	2021	2022	Change	2021	2022	Change
New Listings	186	147	- 21.0%	1494	1204	- 19.4%
Closed Sales	154	145	- 5.8%	1153	1042	- 9.6%
Pending Sales	171	121	- 29.2%	1254	1002	- 20.1%
Median Sales Price	\$292,500	\$299,999	+ 2.6%	\$285,000	\$309,600	+ 8.6%
% of Original List Price Received at Sale	100.5%	98.4%	- 2.1%	99.8%	100.1%	+ 0.3%
Average Days on Market Until Sale	16	26	+ 62.5%	23	22	- 4.3%
Total Residential Listing Inventory (as of 08/31)	198	183	- 7.6%			
Single-Family Detached Inventory (as of 08/31)	150	141	- 6.0%			

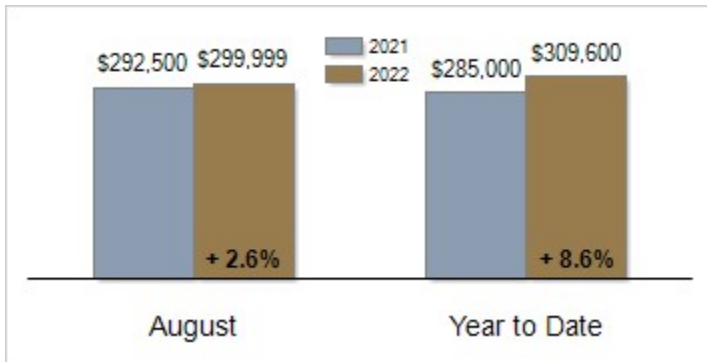
Activity: August



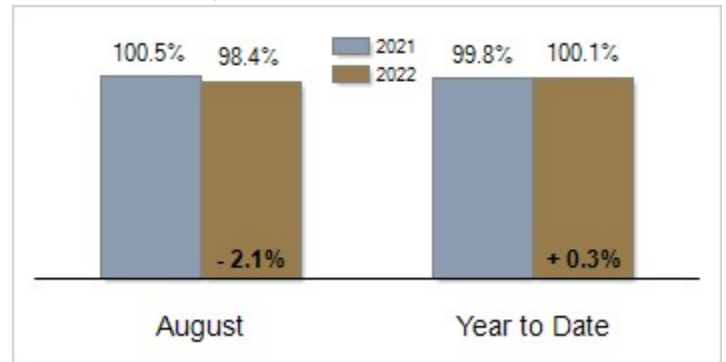
Activity: Year to Date



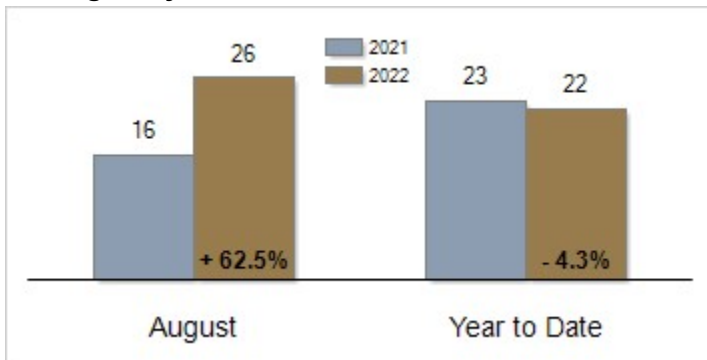
Median Sales Price



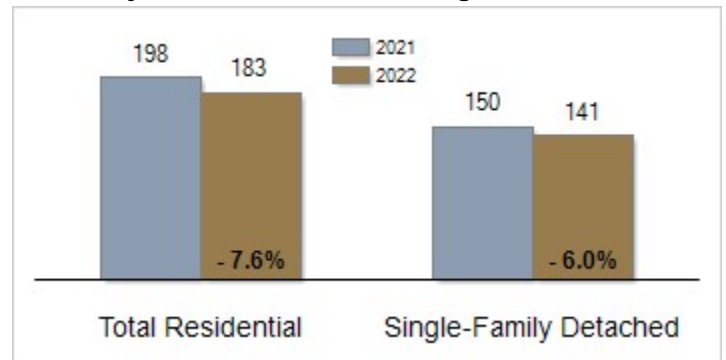
Percent of Original List Price Received at Sale



Average Days on Market Until Sale



Inventory of Homes for Sale: August



All information presented is based on data supplied by BRIGHT MLS. BRIGHT MLS does not guarantee nor is it responsible for its accuracy. Data maintained by the MLS may not reflect all real estate activities in the market. Information is deemed reliable but not guaranteed.