



Patterson-Schwartz Real Estate Residential Market Update

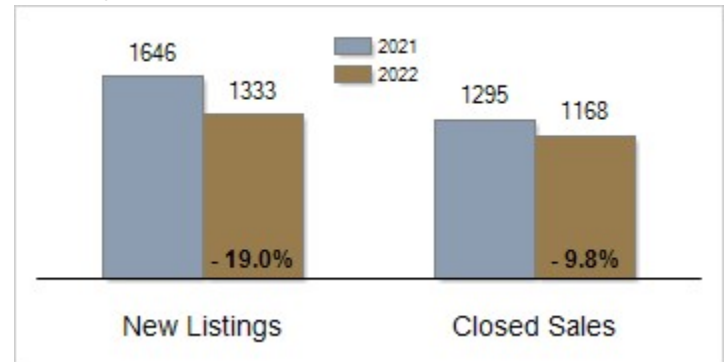
As of Monday, October 10, 2022 9:24:51 AM

All Cecil County	September			Year To Date		
	2021	2022	Change	2021	2022	Change
New Listings	152	136	- 10.5%	1646	1333	- 19.0%
Closed Sales	142	117	- 17.6%	1295	1168	- 9.8%
Pending Sales	125	88	- 29.6%	1379	1099	- 20.3%
Median Sales Price	\$292,450	\$295,000	+ 0.9%	\$285,000	\$308,400	+ 8.2%
% of Original List Price Received at Sale	100.7%	94.4%	- 6.3%	99.9%	99.5%	- 0.4%
Average Days on Market Until Sale	18	28	+ 55.6%	22	23	+ 4.5%
Total Residential Listing Inventory (as of 09/30)	200	196	- 2.0%			
Single-Family Detached Inventory (as of 09/30)	160	154	- 3.8%			

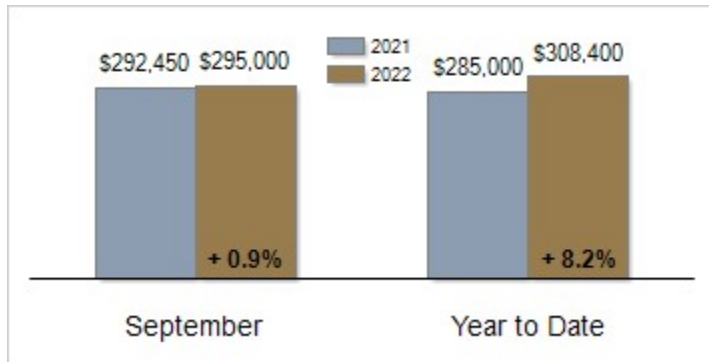
Activity: September



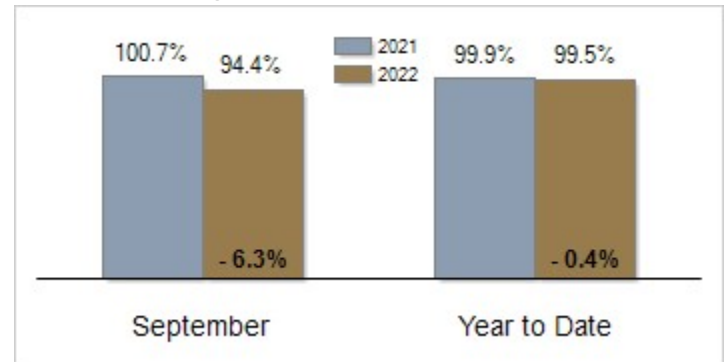
Activity: Year to Date



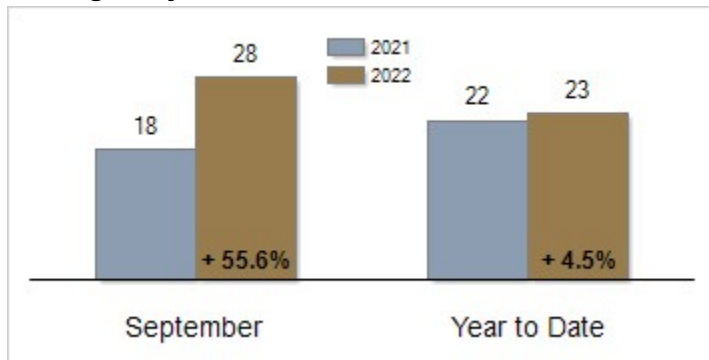
Median Sales Price



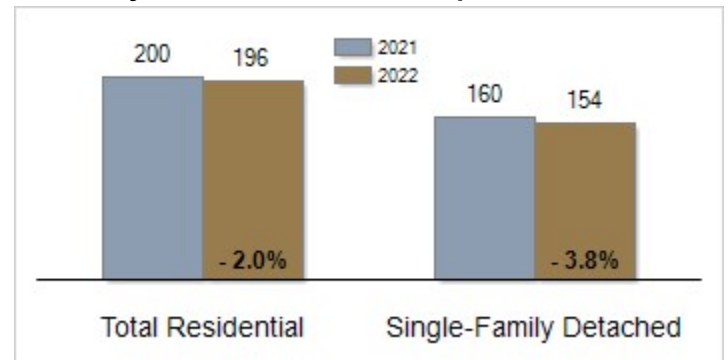
Percent of Original List Price Received at Sale



Average Days on Market Until Sale



Inventory of Homes for Sale: September



All information presented is based on data supplied by BRIGHT MLS. BRIGHT MLS does not guarantee nor is it responsible for its accuracy. Data maintained by the MLS may not reflect all real estate activities in the market. Information is deemed reliable but not guaranteed.