

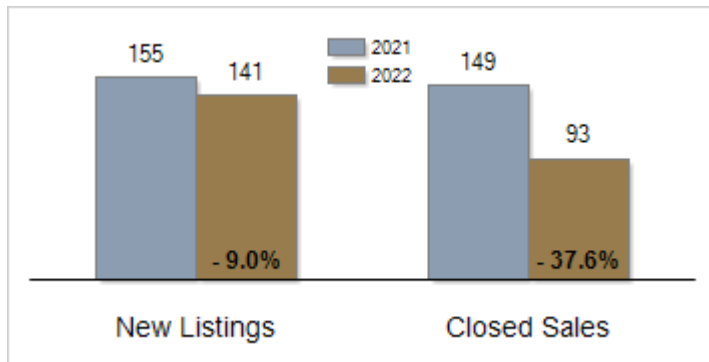


# Patterson-Schwartz Real Estate Residential Market Update

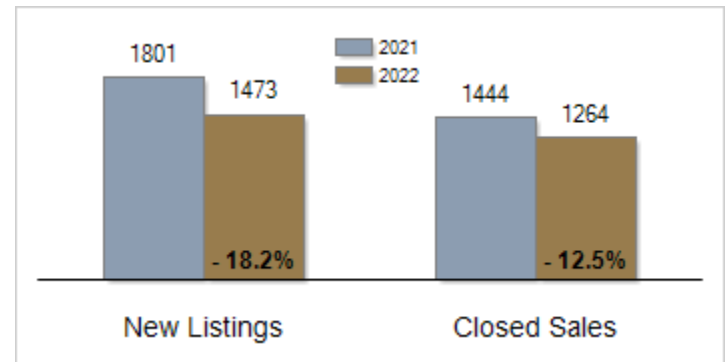
As of Wednesday, November 9, 2022 9:17:35 AM

All Cecil County	October			Year To Date		
	2021	2022	Change	2021	2022	Change
<b>New Listings</b>	155	141	- 9.0%	1801	1473	- 18.2%
<b>Closed Sales</b>	149	93	- 37.6%	1444	1264	- 12.5%
<b>Pending Sales</b>	146	81	- 44.5%	1525	1185	- 22.3%
<b>Median Sales Price</b>	\$300,000	\$297,500	- 0.8%	\$285,000	\$305,087	+ 7.0%
<b>% of Original List Price Received at Sale</b>	100.4%	99.2%	- 1.2%	99.9%	99.5%	- 0.4%
<b>Average Days on Market Until Sale</b>	21	26	+ 23.8%	22	23	+ 4.5%
<b>Total Residential Listing Inventory (as of 10/31)</b>	194	226	+ 16.5%			
<b>Single-Family Detached Inventory (as of 10/31)</b>	157	181	+ 15.3%			

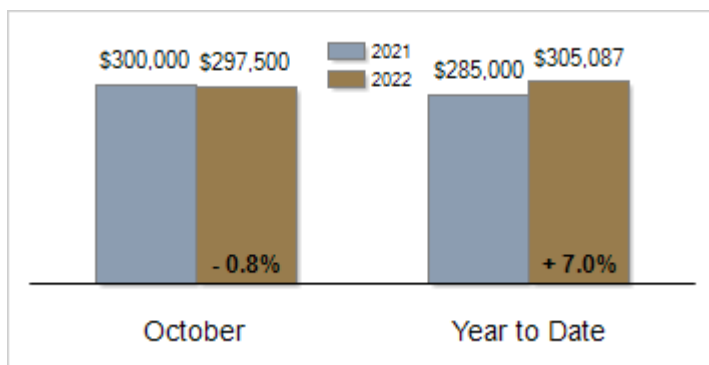
Activity: October



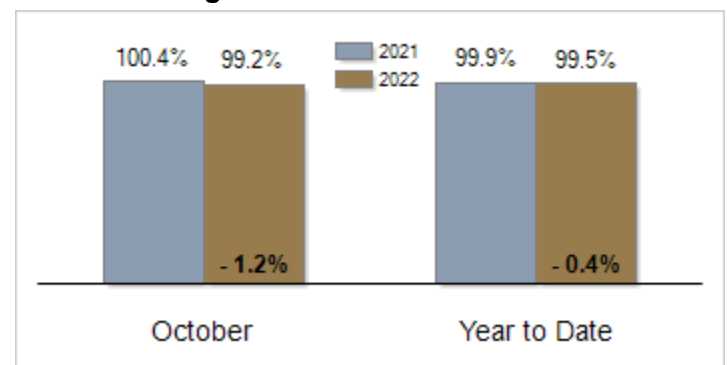
Activity: Year to Date



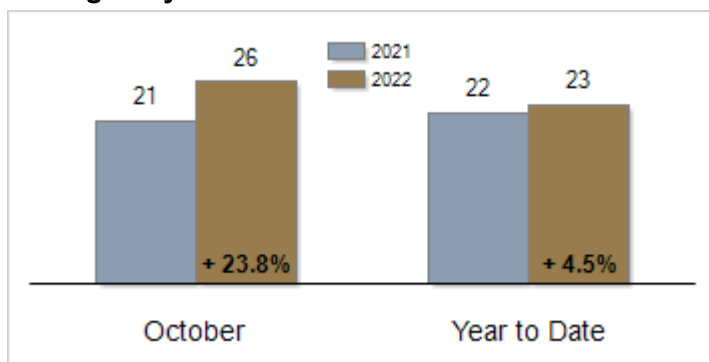
Median Sales Price



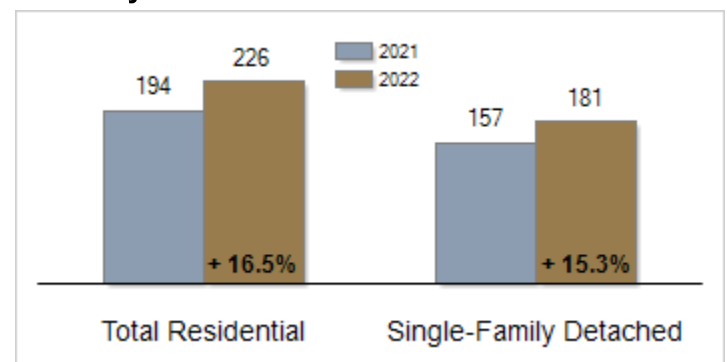
Percent of Original List Price Received at Sale



Average Days on Market Until Sale



Inventory of Homes for Sale: October



All information presented is based on data supplied by BRIGHT MLS. BRIGHT MLS does not guarantee nor is it responsible for its accuracy. Data maintained by the MLS may not reflect all real estate activities in the market. Information is deemed reliable but not guaranteed.