



# Patterson-Schwartz Real Estate

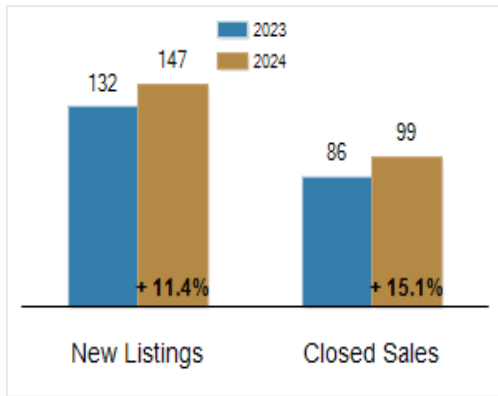
## Residential Market Update

As of Thursday, May 16, 2024 10:53:27 AM

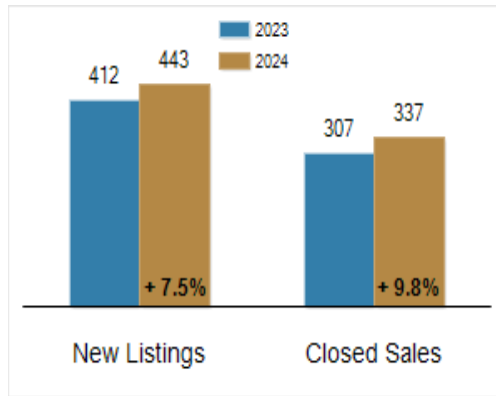
All Cecil County	April			Year To Date		
	2023	2024	Change	2023	2024	Change
New Listings	132	147	+ 11.4%	412	443	+ 7.5%
Closed Sales	86	99	+ 15.1%	307	337	+ 9.8%
Under Contract	84	100	+ 19.0%	326	361	+ 10.7%
Median Sales Price	\$318,000	\$340,780	+ 7.2%	\$320,000	\$340,000	+ 6.3%
% of Original List Price Received at Sale	99.7%	96.7%	- 3.0%	97.6%	97.5%	- 0.1%
Average Days on Market Until Sale	24	29	+ 20.8%	28	31	+ 10.7%

Total Residential Listing Inventory as of May 16, 2024	203
Total Residential Listing Inventory (excluding new construction) as of May 16, 2024	137

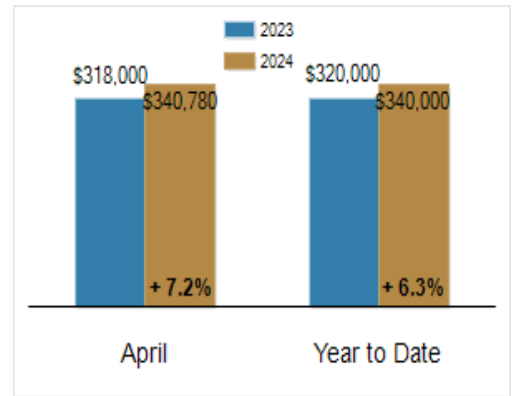
### Activity: April



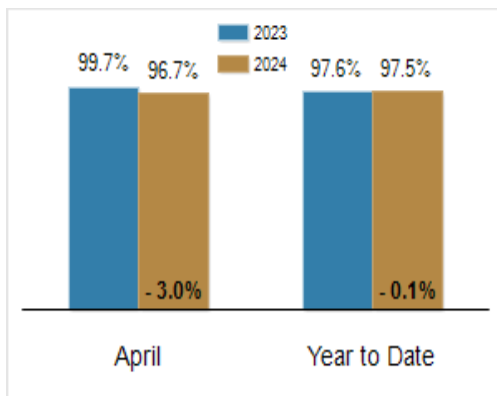
### Activity: Year to Date



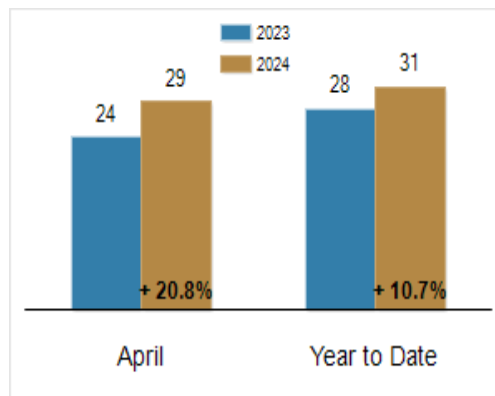
### Median Sales Price



### Percent of Original List Price Received at Sale



### Average Days on Market Until Sale



All information presented is based on data supplied by BRIGHT MLS. BRIGHT MLS does not guarantee nor is it responsible for its accuracy. Data maintained by the MLS may not reflect all real estate activities in the market. Information is deemed reliable but not guaranteed.