



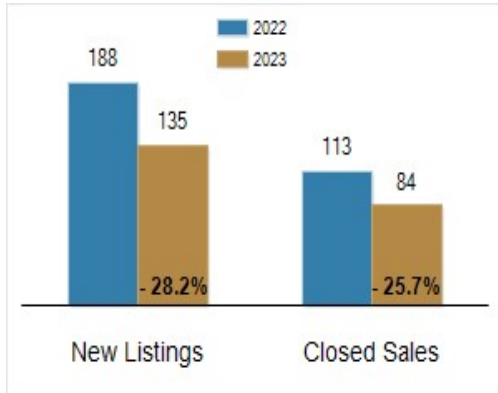
Patterson-Schwartz Real Estate

Residential Market Update

As of Tuesday, May 9, 2023 9:21:21 AM

All Cecil County	April			Year To Date		
	2022	2023	Change	2022	2023	Change
New Listings	188	135	- 28.2%	562	415	- 26.2%
Closed Sales	113	84	- 25.7%	467	303	- 35.1%
Pending Sales	148	72	- 51.4%	471	311	- 34.0%
Median Sales Price	\$301,014	\$318,000	+ 5.6%	\$300,000	\$320,000	+ 6.7%
% of Original List Price Received at Sale	100.7%	99.7%	- 1.0%	100.0%	97.6%	- 2.4%
Average Days on Market Until Sale	21	24	+ 14.3%	24	28	+ 16.7%
Total Residential Listing Inventory (as of 04/30)	153	197	+ 28.8%			
Single-Family Detached Inventory (as of 04/30)	113	157	+ 38.9%			

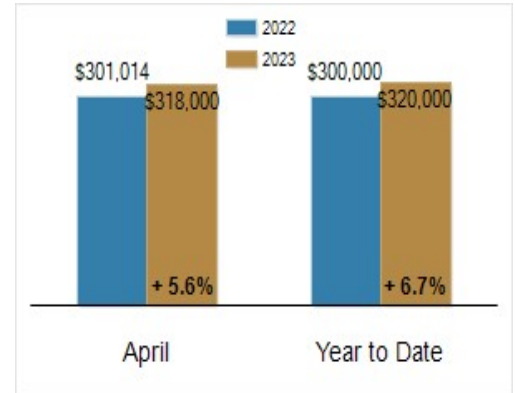
Activity: April



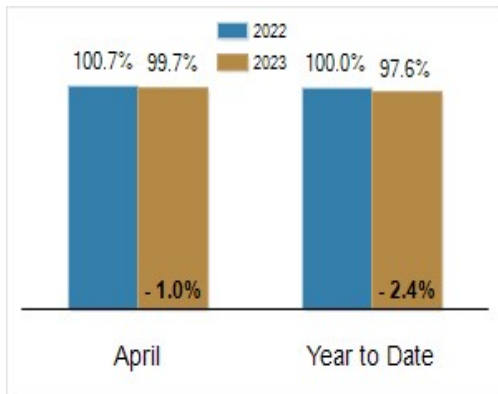
Activity: Year to Date



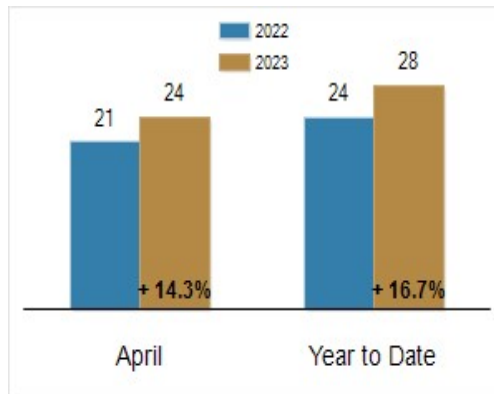
Median Sales Price



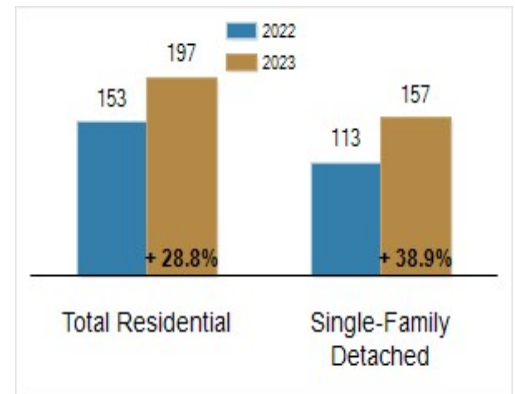
Percent of Original List Price Received at Sale



Average Days on Market Until Sale



Inventory of Homes for Sale: April



All information presented is based on data supplied by BRIGHT MLS. BRIGHT MLS does not guarantee nor is it responsible for its accuracy. Data maintained by the MLS may not reflect all real estate activities in the market. Information is deemed reliable but not guaranteed.