



Patterson-Schwartz Real Estate

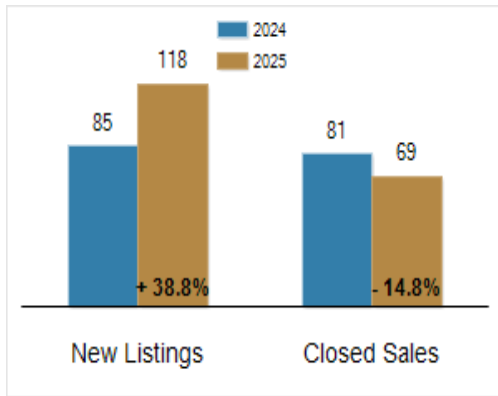
Residential Market Update

As of Friday, March 7, 2025 9:31:38 AM

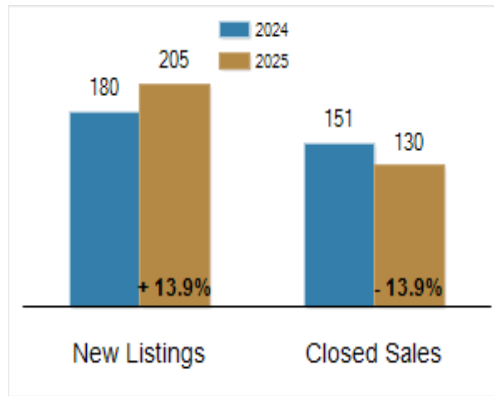
All Cecil County	February			Year To Date		
	2024	2025	Change	2024	2025	Change
New Listings	85	118	+ 38.8%	180	205	+ 13.9%
Closed Sales	81	69	- 14.8%	151	130	- 13.9%
Under Contract	79	85	+ 7.6%	167	163	- 2.4%
Median Sales Price	\$360,000	\$367,000	+ 1.9%	\$340,000	\$334,000	- 1.8%
% of Original List Price Received at Sale	98.1%	97.8%	- 0.3%	98.2%	97.5%	- 0.7%
Average Days on Market Until Sale	27	32	+ 18.5%	28	31	+ 10.7%

Total Residential Listing Inventory as of March 7, 2025	195
Total Residential Listing Inventory (excluding new construction) as of March 7, 2025	147

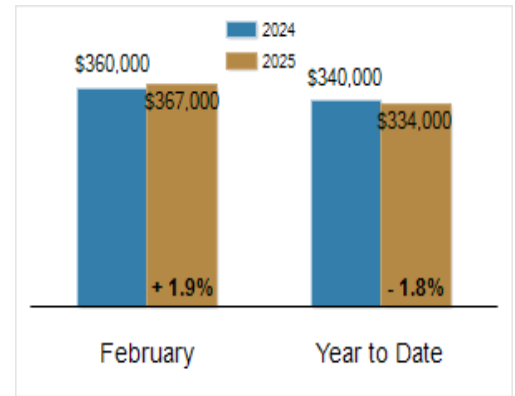
Activity: February



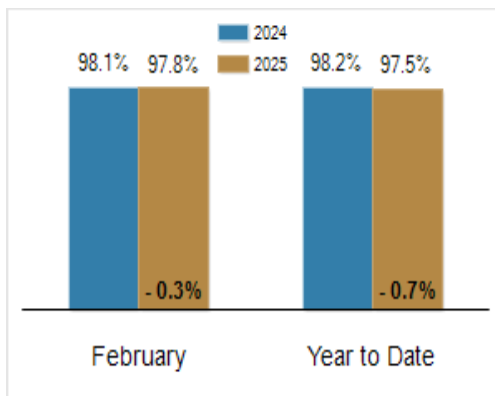
Activity: Year to Date



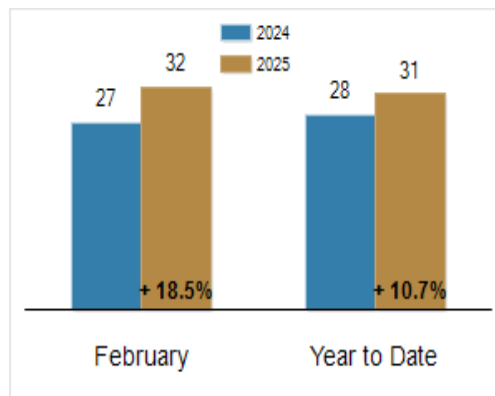
Median Sales Price



Percent of Original List Price Received at Sale



Average Days on Market Until Sale



All information presented is based on data supplied by BRIGHT MLS. BRIGHT MLS does not guarantee nor is it responsible for its accuracy. Data maintained by the MLS may not reflect all real estate activities in the market. Information is deemed reliable but not guaranteed.