



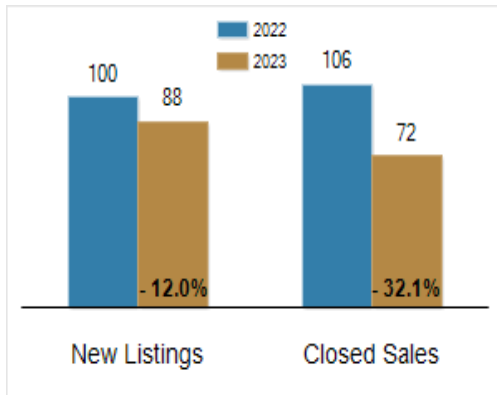
# Patterson-Schwartz Real Estate

## Residential Market Update

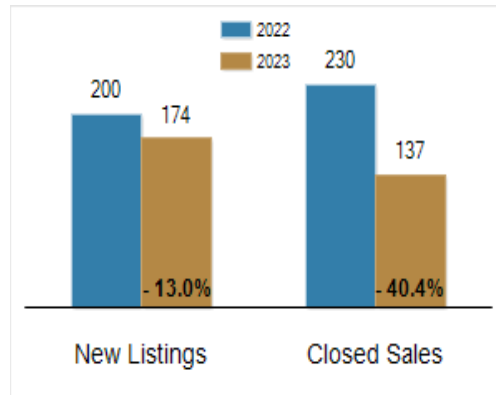
As of Wednesday, March 8, 2023 3:45:18 PM

All Cecil County	February			Year To Date		
	2022	2023	Change	2022	2023	Change
New Listings	100	88	- 12.0%	200	174	- 13.0%
Closed Sales	106	72	- 32.1%	230	137	- 40.4%
Pending Sales	106	47	- 55.7%	211	127	- 39.8%
Median Sales Price	\$267,500	\$294,500	+ 10.1%	\$297,000	\$327,000	+ 10.1%
% of Original List Price Received at Sale	99.4%	95.2%	- 4.2%	99.3%	96.3%	- 3.0%
Average Days on Market Until Sale	26	39	+ 50.0%	24	32	+ 33.3%
Total Residential Listing Inventory (as of 02/28)	109	175	+ 60.6%			
Single-Family Detached Inventory (as of 02/28)	79	139	+ 75.9%			

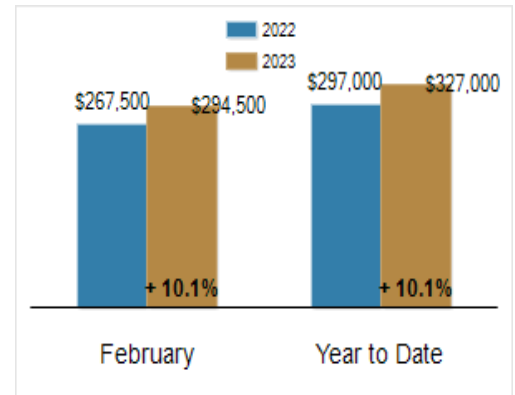
**Activity: February**



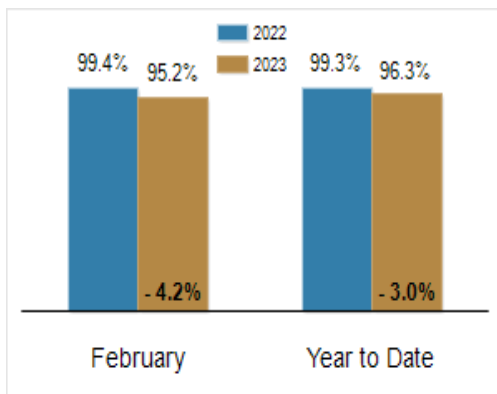
**Activity: Year to Date**



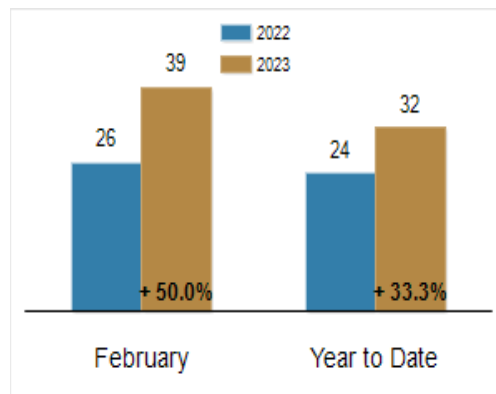
**Median Sales Price**



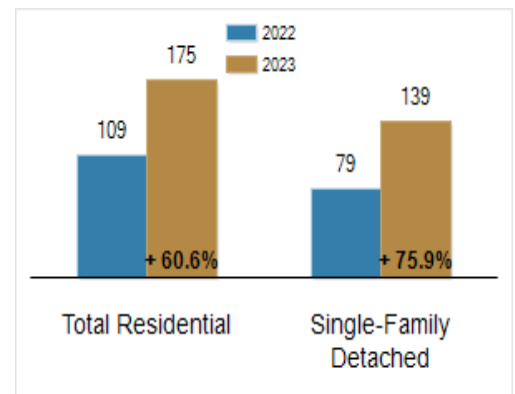
**Percent of Original List Price Received at Sale**



**Average Days on Market Until Sale**



**Inventory of Homes for Sale: February**



All information presented is based on data supplied by BRIGHT MLS. BRIGHT MLS does not guarantee nor is it responsible for its accuracy. Data maintained by the MLS may not reflect all real estate activities in the market. Information is deemed reliable but not guaranteed.