



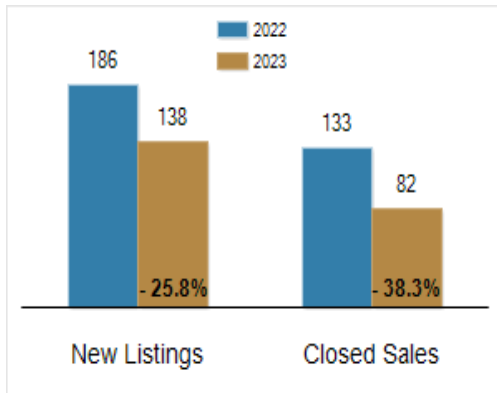
# Patterson-Schwartz Real Estate

## Residential Market Update

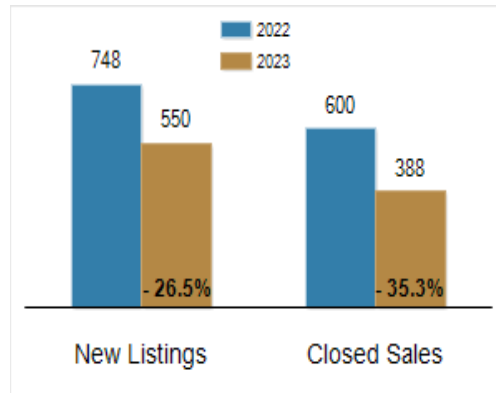
As of Thursday, June 8, 2023 3:01:07 PM

All Cecil County	May			Year To Date		
	2022	2023	Change	2022	2023	Change
New Listings	186	138	- 25.8%	748	550	- 26.5%
Closed Sales	133	82	- 38.3%	600	388	- 35.3%
Pending Sales	158	95	- 39.9%	629	418	- 33.5%
Median Sales Price	\$320,000	\$370,000	+ 15.6%	\$300,000	\$329,900	+ 10.0%
% of Original List Price Received at Sale	101.6%	97.8%	- 3.8%	100.4%	97.7%	- 2.7%
Average Days on Market Until Sale	22	17	- 22.7%	24	26	+ 8.3%
Total Residential Listing Inventory (as of 05/31)	155	211	+ 36.1%			
Single-Family Detached Inventory (as of 05/31)	115	169	+ 47.0%			

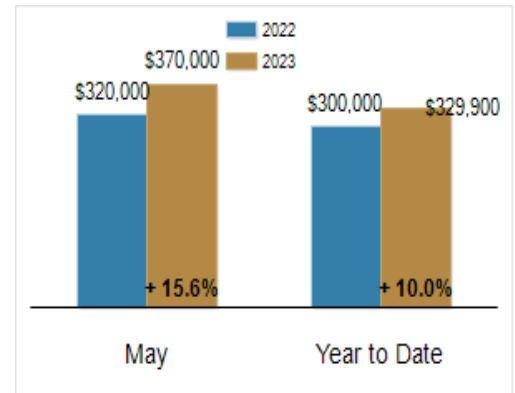
**Activity: May**



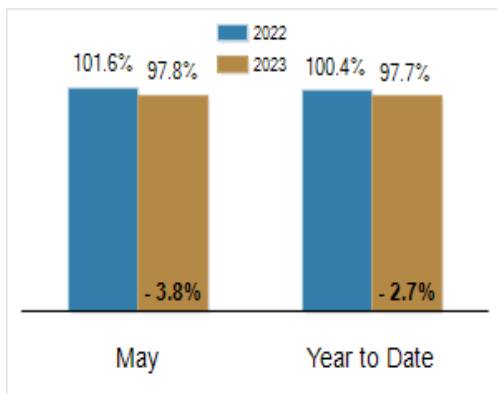
**Activity: Year to Date**



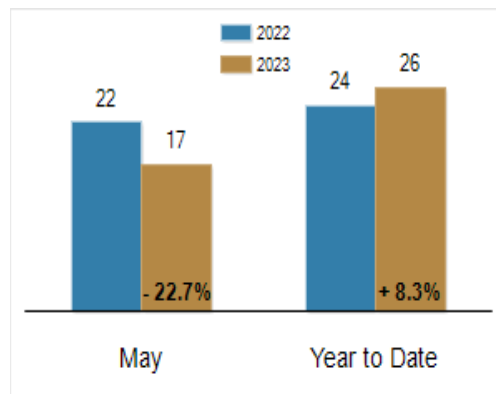
**Median Sales Price**



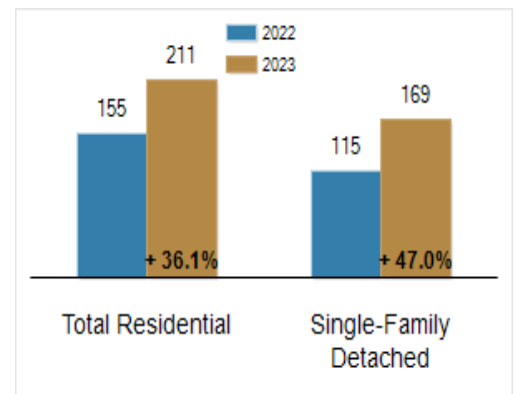
**Percent of Original List Price Received at Sale**



**Average Days on Market Until Sale**



**Inventory of Homes for Sale: May**



All information presented is based on data supplied by BRIGHT MLS. BRIGHT MLS does not guarantee nor is it responsible for its accuracy. Data maintained by the MLS may not reflect all real estate activities in the market. Information is deemed reliable but not guaranteed.