



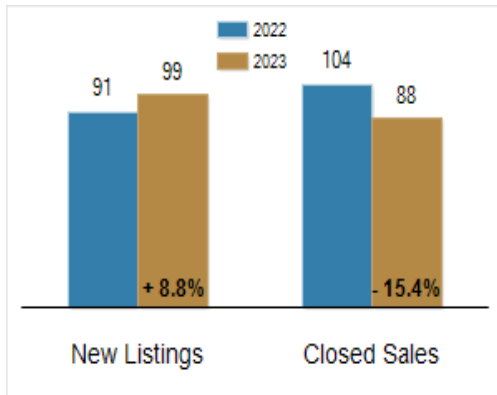
Patterson-Schwartz Real Estate

Residential Market Update

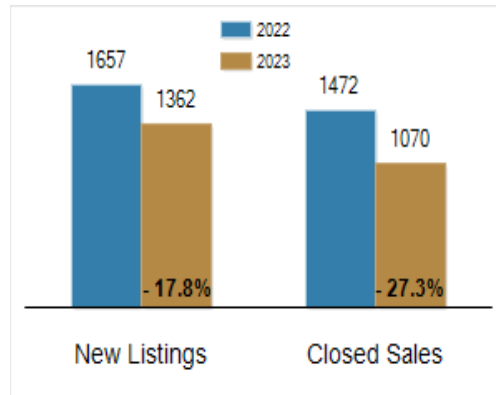
As of Monday, January 8, 2024 11:28:30 AM

All Cecil County	December			Year To Date		
	2022	2023	Change	2022	2023	Change
New Listings	91	99	+ 8.8%	1657	1362	- 17.8%
Closed Sales	104	88	- 15.4%	1472	1070	- 27.3%
Pending Sales	73	75	+ 2.7%	1369	1080	- 21.1%
Median Sales Price	\$318,000	\$335,000	+ 5.3%	\$305,000	\$335,000	+ 9.8%
% of Original List Price Received at Sale	97.2%	88.8%	- 8.4%	99.1%	97.0%	- 2.1%
Average Days on Market Until Sale	33	25	- 24.2%	23	25	+ 8.7%
Total Residential Listing Inventory (as of 12/31)	139	216	+ 55.4%			
Single-Family Detached Inventory (as of 12/31)	117	172	+ 47.0%			

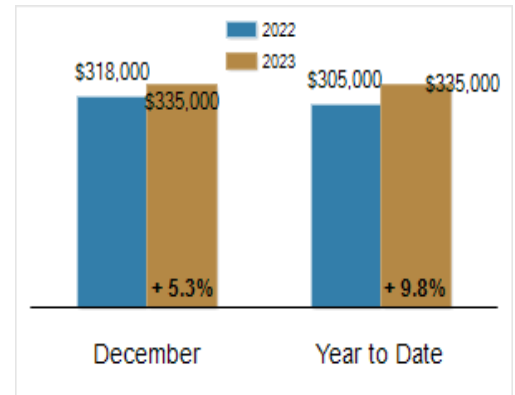
Activity: December



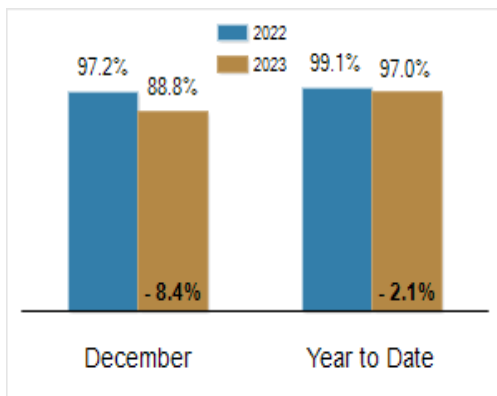
Activity: Year to Date



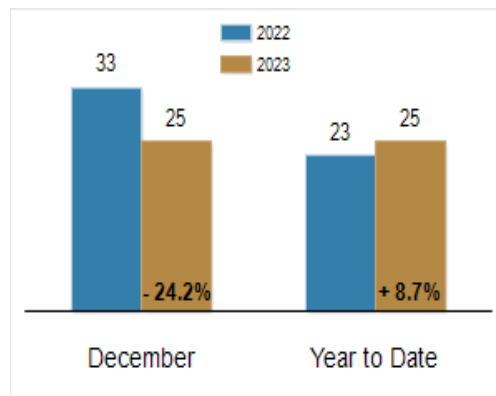
Median Sales Price



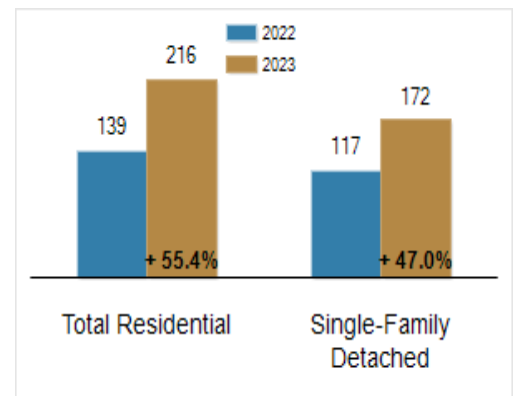
Percent of Original List Price Received at Sale



Average Days on Market Until Sale



Inventory of Homes for Sale: December



All information presented is based on data supplied by BRIGHT MLS. BRIGHT MLS does not guarantee nor is it responsible for its accuracy. Data maintained by the MLS may not reflect all real estate activities in the market. Information is deemed reliable but not guaranteed.