

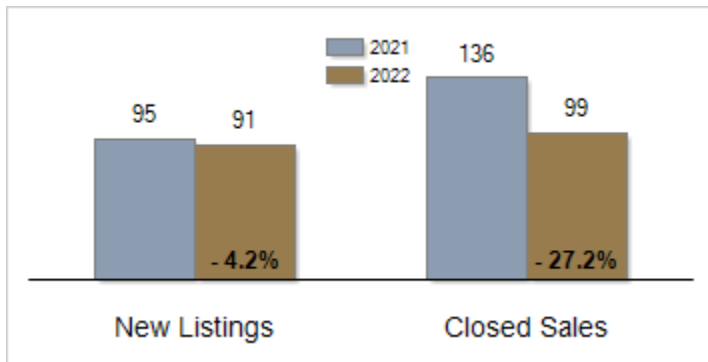


# Patterson-Schwartz Real Estate Residential Market Update

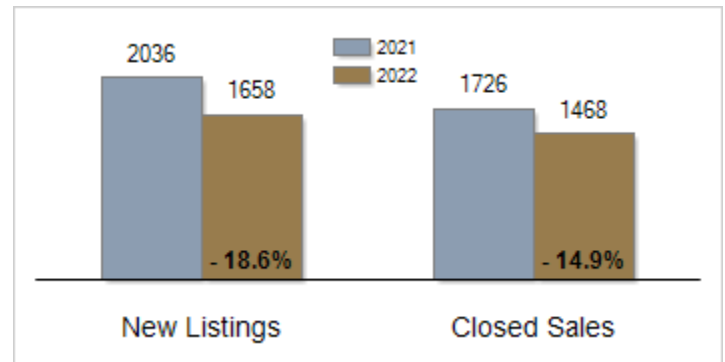
As of Monday, January 9, 2023 9:29:56 AM

All Cecil County	December			Year To Date		
	2021	2022	Change	2021	2022	Change
<b>New Listings</b>	95	91	- 4.2%	2036	1658	- 18.6%
<b>Closed Sales</b>	136	99	- 27.2%	1726	1468	- 14.9%
<b>Pending Sales</b>	98	68	- 30.6%	1753	1366	- 22.1%
<b>Median Sales Price</b>	\$318,975	\$310,000	- 2.8%	\$289,992	\$305,000	+ 5.2%
<b>% of Original List Price Received at Sale</b>	99.5%	97.1%	- 2.4%	99.9%	99.2%	- 0.7%
<b>Average Days on Market Until Sale</b>	27	34	+ 25.9%	22	24	+ 9.1%
<b>Total Residential Listing Inventory (as of 12/31)</b>	149	164	+ 10.1%			
<b>Single-Family Detached Inventory (as of 12/31)</b>	110	133	+ 20.9%			

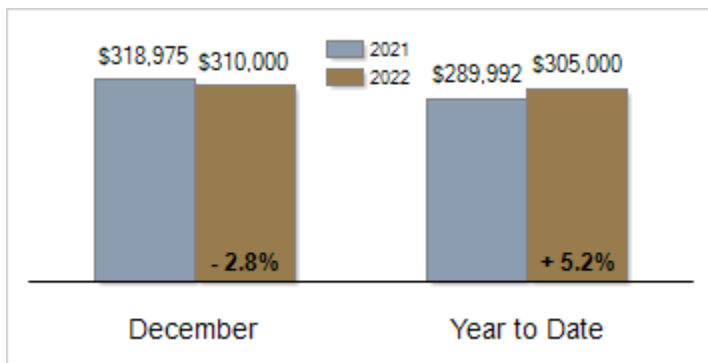
### Activity: December



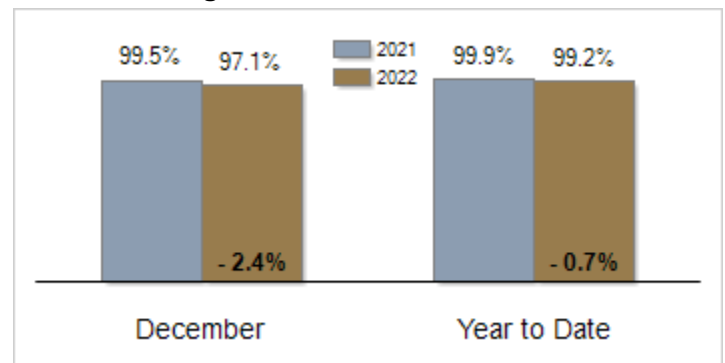
### Activity: Year to Date



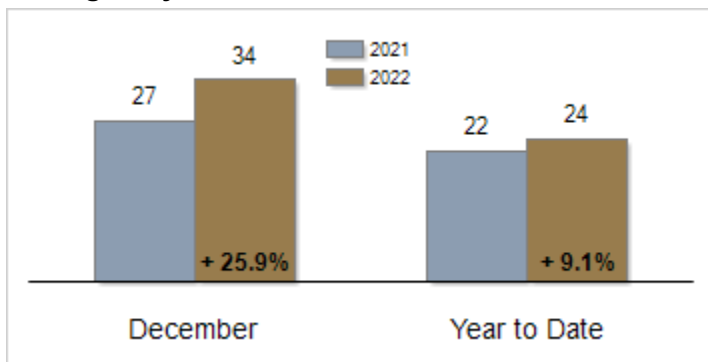
### Median Sales Price



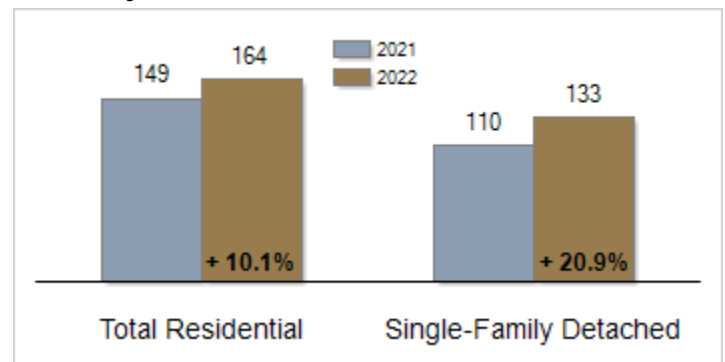
### Percent of Original List Price Received at Sale



### Average Days on Market Until Sale



### Inventory of Homes for Sale: December



All information presented is based on data supplied by BRIGHT MLS. BRIGHT MLS does not guarantee nor is it responsible for its accuracy. Data maintained by the MLS may not reflect all real estate activities in the market. Information is deemed reliable but not guaranteed.