



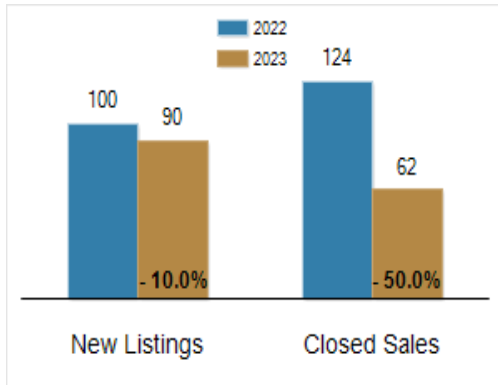
Patterson-Schwartz Real Estate

Residential Market Update

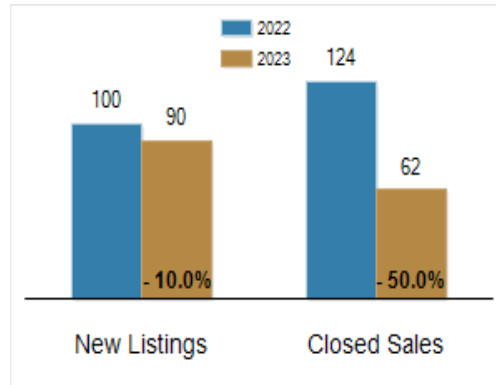
As of Wednesday, February 8, 2023 4:24:20 PM

All Cecil County	January			Year To Date		
	2022	2023	Change	2022	2023	Change
New Listings	100	90	- 10.0%	100	90	- 10.0%
Closed Sales	124	62	- 50.0%	124	62	- 50.0%
Pending Sales	105	75	- 28.6%	105	75	- 28.6%
Median Sales Price	\$311,225	\$352,000	+ 13.1%	\$311,225	\$352,000	+ 13.1%
% of Original List Price Received at Sale	99.2%	97.0%	- 2.2%	99.2%	97.0%	- 2.2%
Average Days on Market Until Sale	23	27	+ 17.4%	23	27	+ 17.4%
Total Residential Listing Inventory (as of 01/31)	122	158	+ 29.5%			
Single-Family Detached Inventory (as of 01/31)	88	121	+ 37.5%			

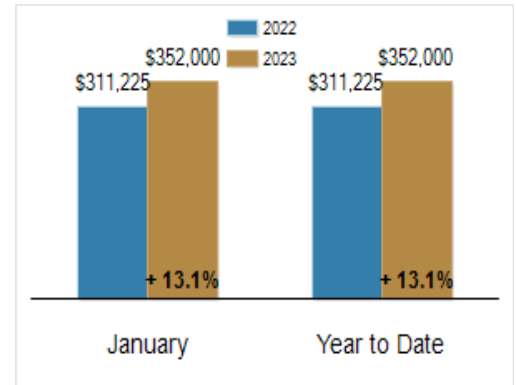
Activity: January



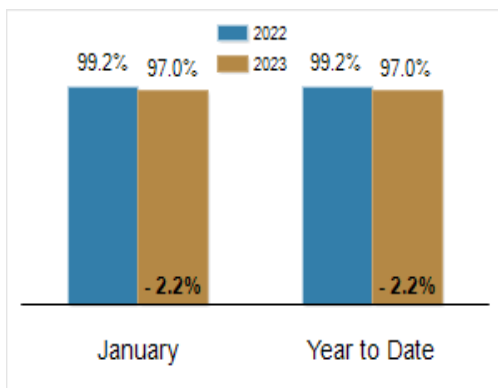
Activity: Year to Date



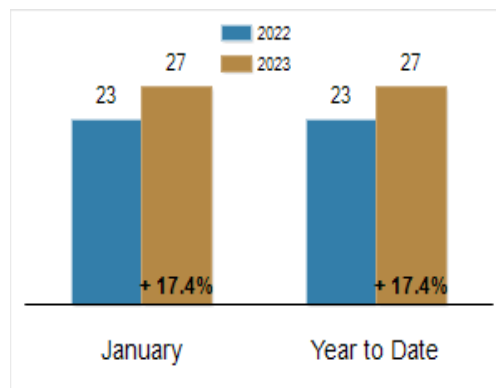
Median Sales Price



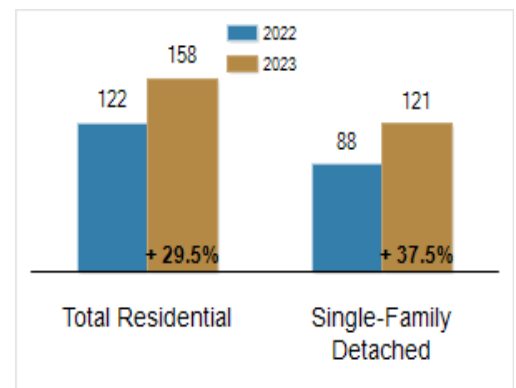
Percent of Original List Price Received at Sale



Average Days on Market Until Sale



Inventory of Homes for Sale: January



All information presented is based on data supplied by BRIGHT MLS. BRIGHT MLS does not guarantee nor is it responsible for its accuracy. Data maintained by the MLS may not reflect all real estate activities in the market. Information is deemed reliable but not guaranteed.