



Patterson-Schwartz Real Estate

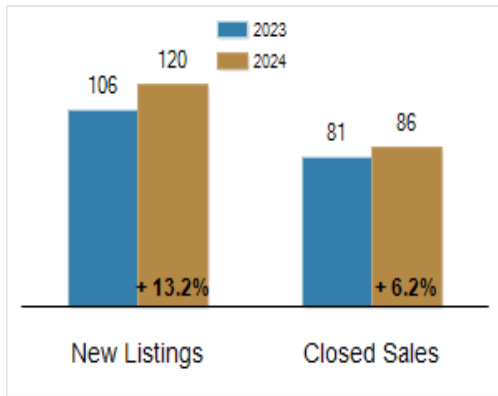
Residential Market Update

As of Monday, April 8, 2024 1:53:10 PM

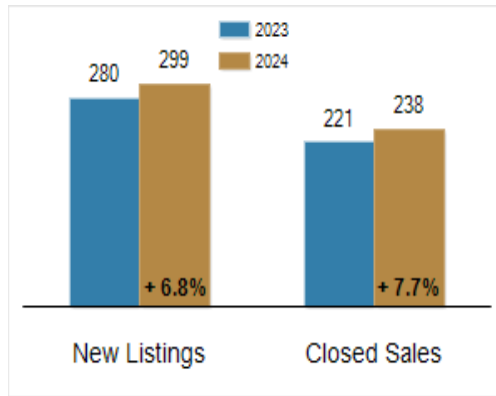
All Cecil County	March			Year To Date		
	2023	2024	Change	2023	2024	Change
New Listings	106	120	+ 13.2%	280	299	+ 6.8%
Closed Sales	81	86	+ 6.2%	221	238	+ 7.7%
Pending Sales	94	81	- 13.8%	242	245	+ 1.2%
Median Sales Price	\$315,000	\$347,500	+ 10.3%	\$320,000	\$340,000	+ 6.3%
% of Original List Price Received at Sale	98.2%	97.3%	- 0.9%	96.8%	97.9%	+ 1.1%
Average Days on Market Until Sale	25	39	+ 56.0%	30	32	+ 6.7%

Total Residential Listing Inventory as of April 8, 2024	174
Total Residential Listing Inventory (excluding new construction) as of April 8, 2024	117

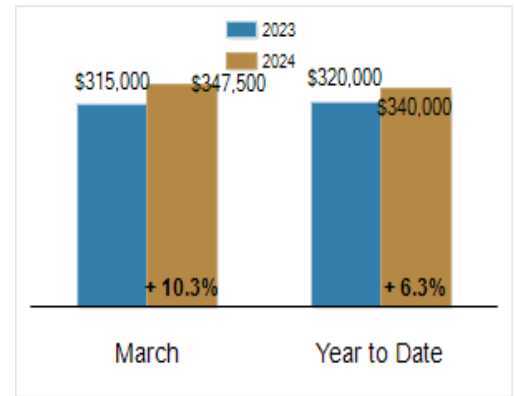
Activity: March



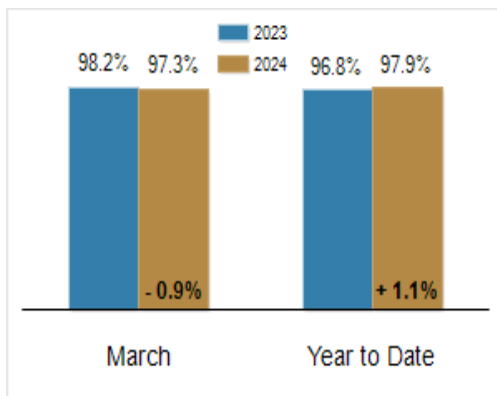
Activity: Year to Date



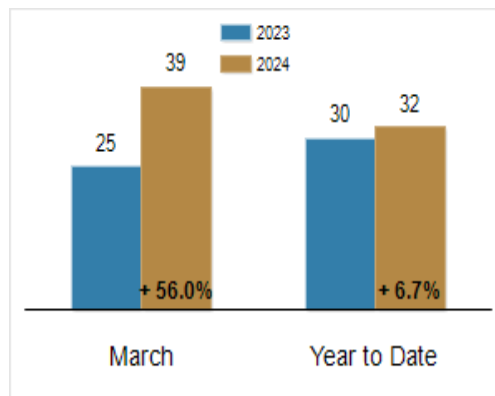
Median Sales Price



Percent of Original List Price Received at Sale



Average Days on Market Until Sale



All information presented is based on data supplied by BRIGHT MLS. BRIGHT MLS does not guarantee nor is it responsible for its accuracy. Data maintained by the MLS may not reflect all real estate activities in the market. Information is deemed reliable but not guaranteed.