

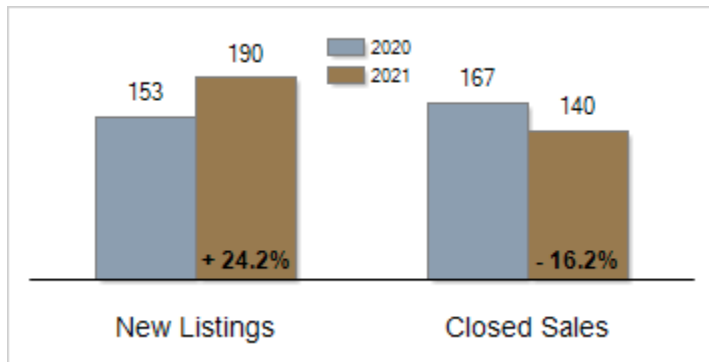


Patterson-Schwartz Real Estate Residential Market Update

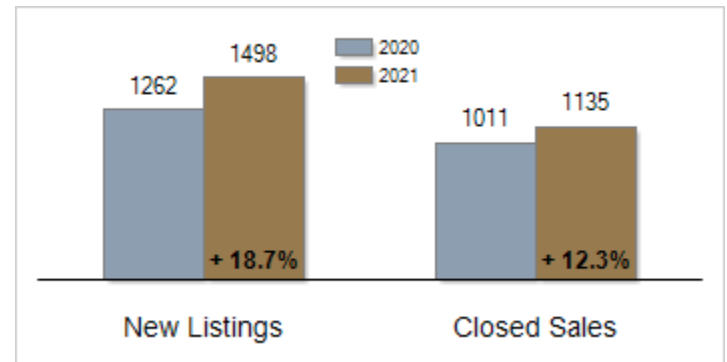
As of Tuesday, September 7, 2021 3:44:47 PM

All Cecil County	August			Year To Date		
	2020	2021	Change	2020	2021	Change
New Listings	153	190	+ 24.2%	1262	1498	+ 18.7%
Closed Sales	167	140	- 16.2%	1011	1135	+ 12.3%
Pending Sales	157	153	- 2.5%	1119	1236	+ 10.5%
Median Sales Price	\$265,000	\$278,500	+ 5.1%	\$249,900	\$280,000	+ 12.0%
% of Original List Price Received at Sale	95.7%	100.5%	+ 4.8%	96.1%	99.8%	+ 3.7%
Average Days on Market Until Sale	48	16	- 66.7%	49	23	- 53.1%
Total Residential Listing Inventory (as of 08/31)	179	247	+ 38.0%			
Single-Family Detached Inventory (as of 08/31)	128	194	+ 51.6%			

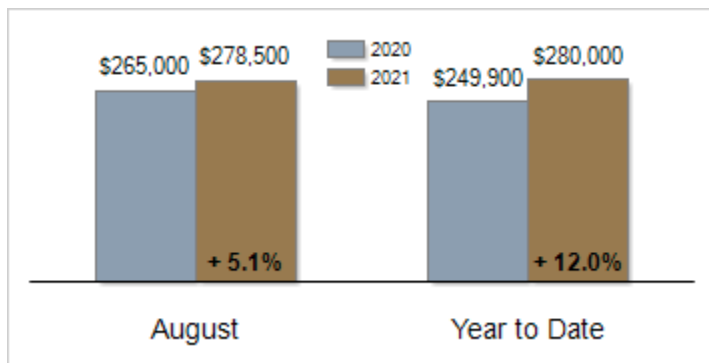
Activity: August



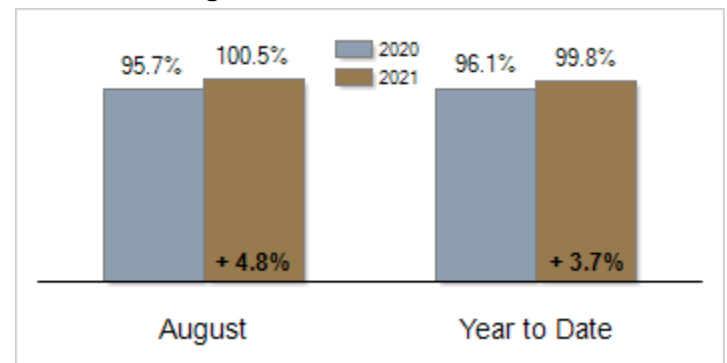
Activity: Year to Date



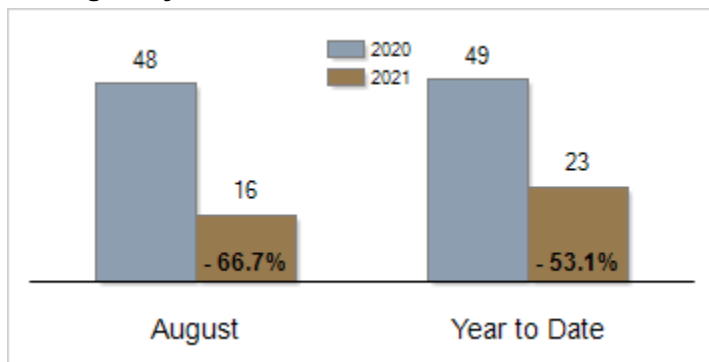
Median Sales Price



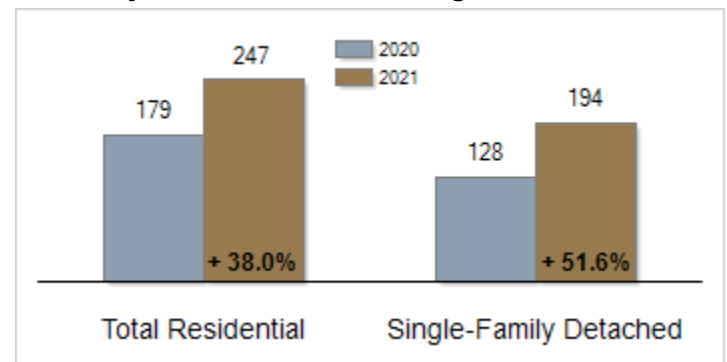
Percent of Original List Price Received at Sale



Average Days on Market Until Sale



Inventory of Homes for Sale: August



All information presented is based on data supplied by BRIGHT MLS. BRIGHT MLS does not guarantee nor is it responsible for its accuracy. Data maintained by the MLS may not reflect all real estate activities in the market. Information is deemed reliable but not guaranteed.