



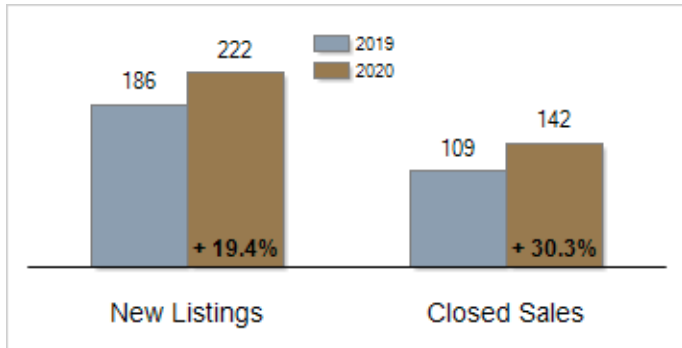
Patterson-Schwartz Real Estate

Residential Market Update

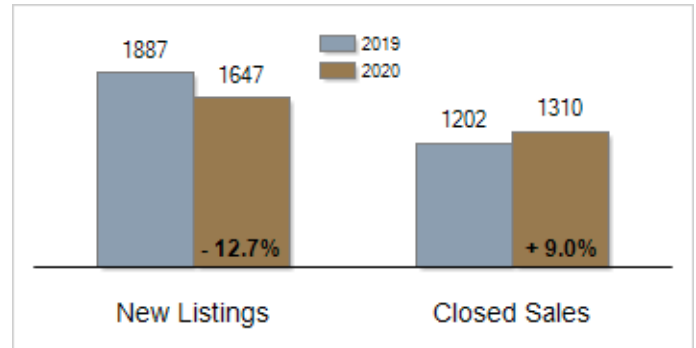
As of Monday, November 9, 2020 11:11:02 AM

All Cecil County	October			Year To Date		
	2019	2020	Change	2019	2020	Change
New Listings	186	222	+ 19.4%	1887	1647	- 12.7%
Closed Sales	109	142	+ 30.3%	1202	1310	+ 9.0%
Pending Sales	126	152	+ 20.6%	1325	1411	+ 6.5%
Median Sales Price	\$245,000	\$282,000	+ 15.1%	\$229,950	\$255,000	+ 10.9%
% of Original List Price Received at Sale	95.4%	96.4%	+ 1.0%	95.7%	96.4%	+ 0.7%
Average Days on Market Until Sale	74	36	- 51.4%	61	48	- 21.3%
Total Residential Listing Inventory (as of 10/31)	370	240	- 35.1%			
Single-Family Detached Inventory (as of 10/31)	291	181	- 37.8%			

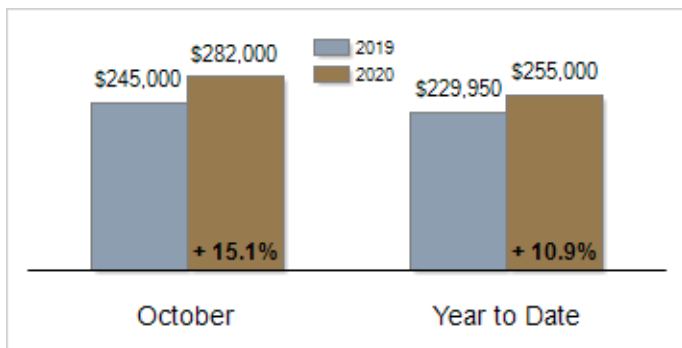
Activity: October



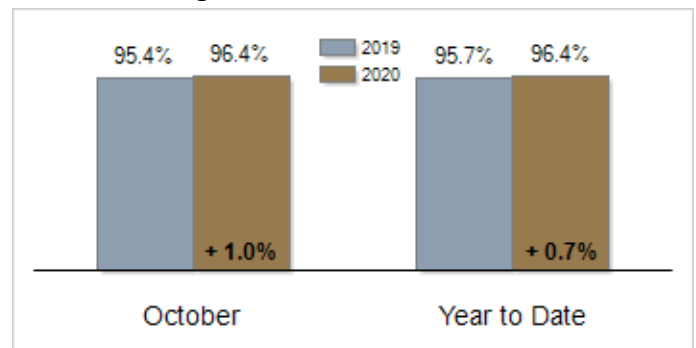
Activity: Year to Date



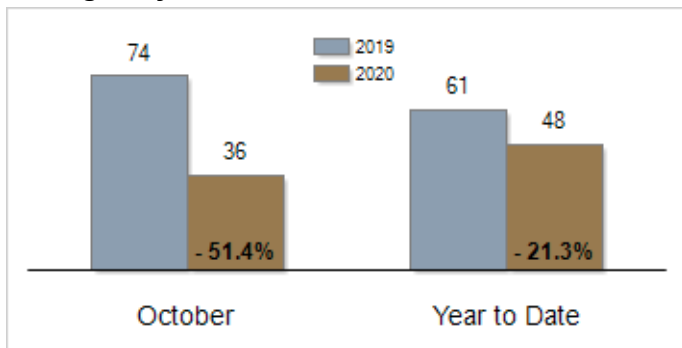
Median Sales Price



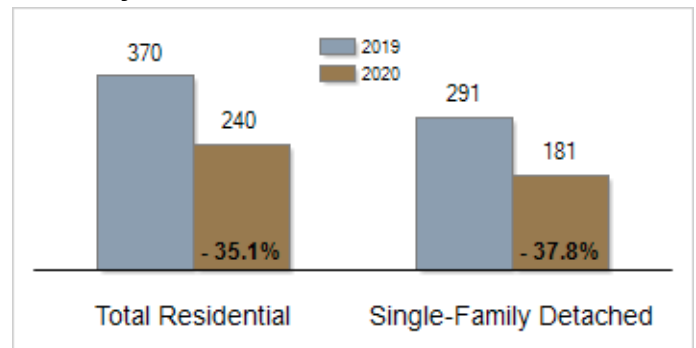
Percent of Original List Price Received at Sale



Average Days on Market Until Sale



Inventory of Homes for Sale: October



All information presented is based on data supplied by BRIGHT MLS. BRIGHT MLS does not guarantee nor is it responsible for its accuracy. Data maintained by the MLS may not reflect all real estate activities in the market. Information is deemed reliable but not guaranteed.