

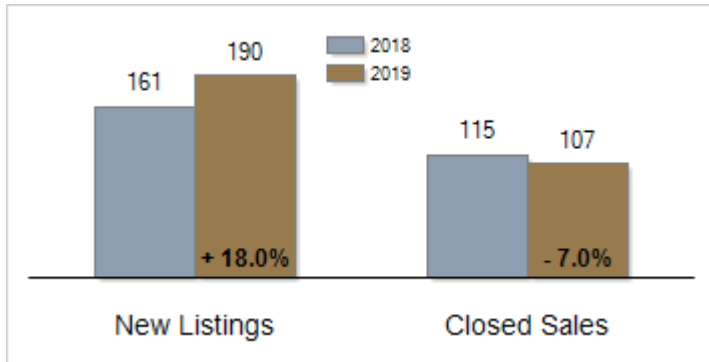


# Patterson-Schwartz Real Estate Residential Market Update

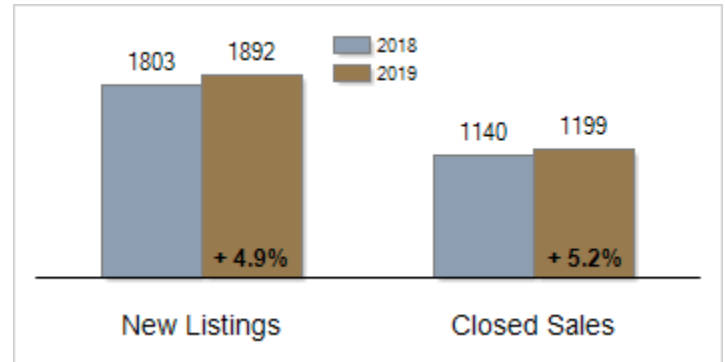
As of Friday, November 08, 2019 2:11:30 PM

All Cecil County	October			Year To Date		
	2018	2019	Change	2018	2019	Change
<b>New Listings</b>	161	190	+ 18.0%	1803	1892	+ 4.9%
<b>Closed Sales</b>	115	107	- 7.0%	1140	1199	+ 5.2%
<b>Pending Sales</b>	105	114	+ 8.6%	1145	1310	+ 14.4%
<b>Median Sales Price</b>	\$230,000	\$250,000	+ 8.7%	\$220,000	\$230,000	+ 4.5%
<b>% of Original List Price Received at Sale</b>	93.3%	95.4%	+ 2.1%	95.2%	95.7%	+ 0.5%
<b>Average Days on Market Until Sale</b>	70	75	+ 7.1%	61	61	+ 0.0%

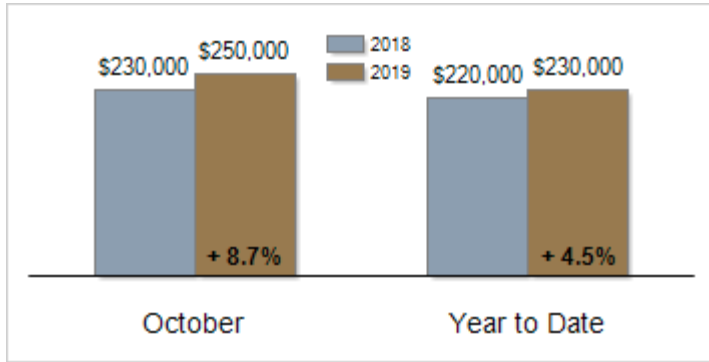
Activity: October



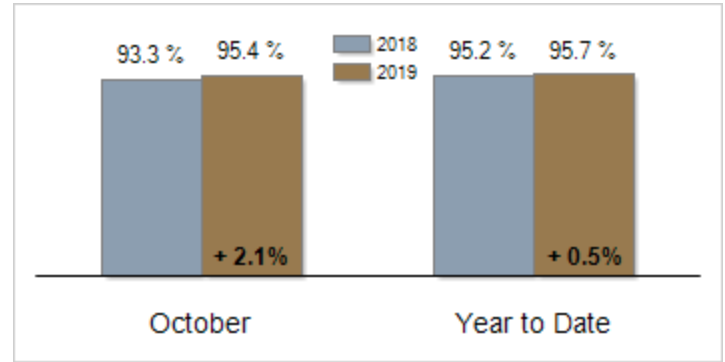
Activity: Year to Date



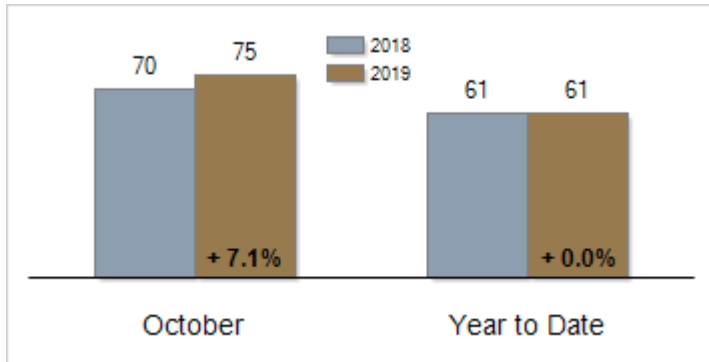
Median Sales Price



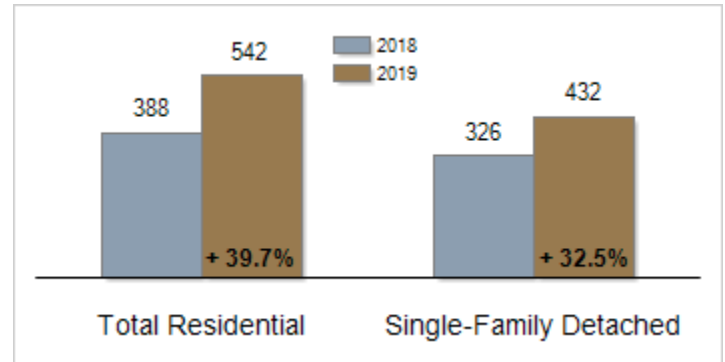
Percent of Original List Price Received at Sale



Average Days on Market Until Sale



Inventory of Homes for Sale: October



All information presented is based on data supplied by BRIGHT MLS. BRIGHT MLS does not guarantee nor is it responsible for its accuracy. Data maintained by the MLS may not reflect all real estate activities in the market. Information is deemed reliable but not guaranteed.