

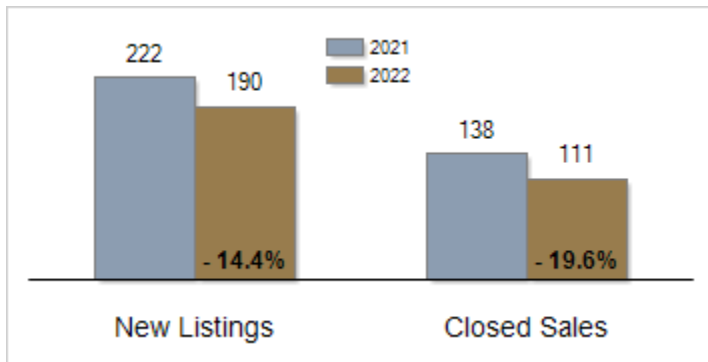


Patterson-Schwartz Real Estate Residential Market Update

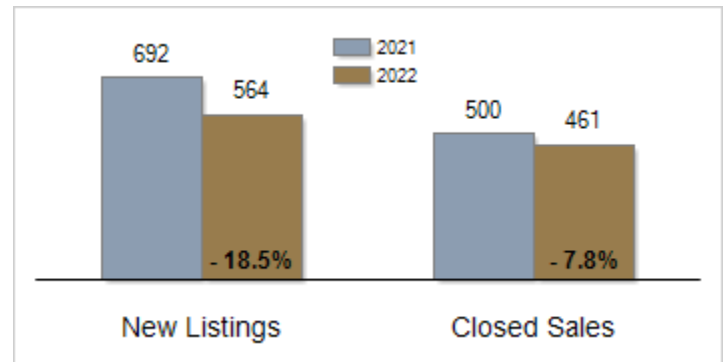
As of Wednesday, May 11, 2022 7:39:42 AM

All Cecil County	April			Year To Date		
	2021	2022	Change	2021	2022	Change
New Listings	222	190	- 14.4%	692	564	- 18.5%
Closed Sales	138	111	- 19.6%	500	461	- 7.8%
Pending Sales	159	137	- 13.8%	559	455	- 18.6%
Median Sales Price	\$265,000	\$301,150	+ 13.6%	\$275,000	\$300,000	+ 9.1%
% of Original List Price Received at Sale	99.8%	100.7%	+ 0.9%	98.8%	100.0%	+ 1.2%
Average Days on Market Until Sale	26	21	- 19.2%	29	24	- 17.2%
Total Residential Listing Inventory (as of 04/30)	199	208	+ 4.5%			
Single-Family Detached Inventory (as of 04/30)	163	166	+ 1.8%			

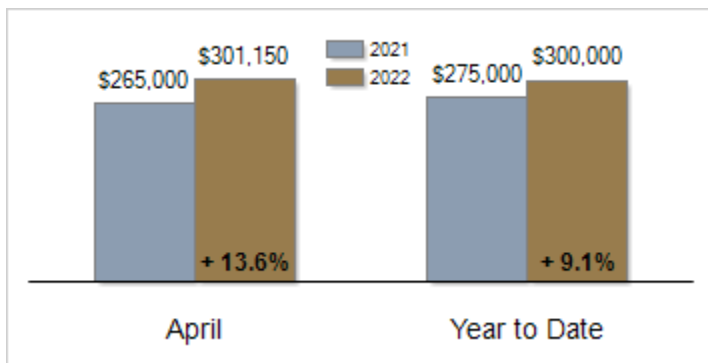
Activity: April



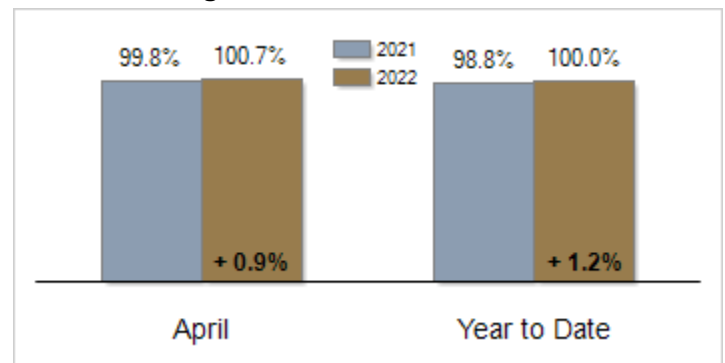
Activity: Year to Date



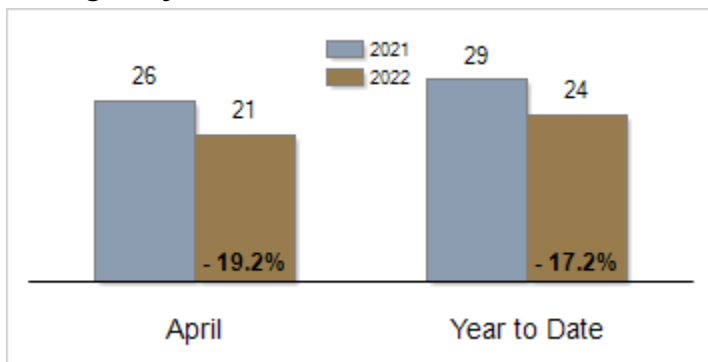
Median Sales Price



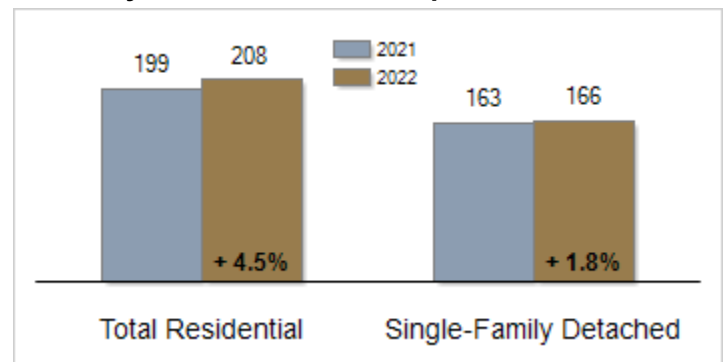
Percent of Original List Price Received at Sale



Average Days on Market Until Sale



Inventory of Homes for Sale: April



All information presented is based on data supplied by BRIGHT MLS. BRIGHT MLS does not guarantee nor is it responsible for its accuracy. Data maintained by the MLS may not reflect all real estate activities in the market. Information is deemed reliable but not guaranteed.