

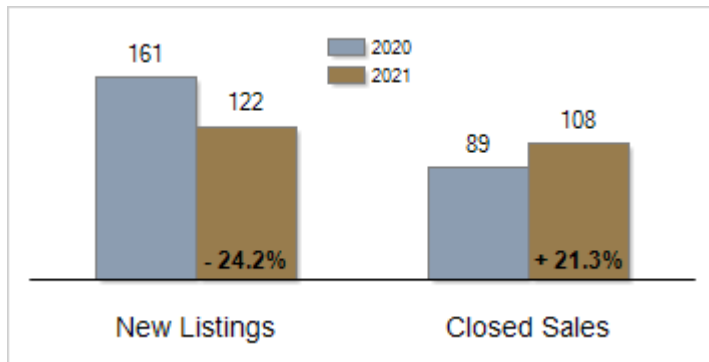


Patterson-Schwartz Real Estate Residential Market Update

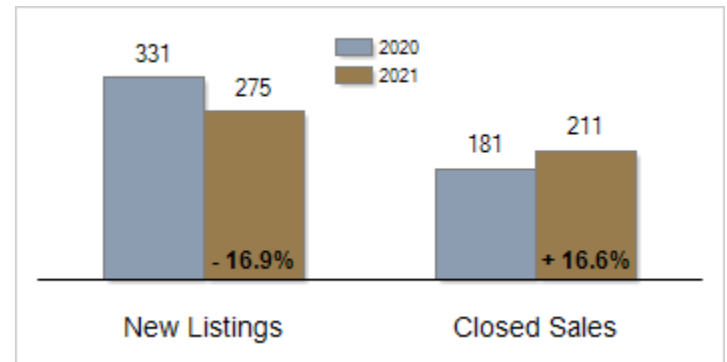
As of Wednesday, March 10, 2021 10:03:23 AM

All Cecil County	February			Year To Date		
	2020	2021	Change	2020	2021	Change
New Listings	161	122	- 24.2%	331	275	- 16.9%
Closed Sales	89	108	+ 21.3%	181	211	+ 16.6%
Pending Sales	120	114	- 5.0%	219	230	+ 5.0%
Median Sales Price	\$216,000	\$268,250	+ 24.2%	\$215,000	\$267,500	+ 24.4%
% of Original List Price Received at Sale	95.4%	98.1%	+ 2.7%	95.0%	97.9%	+ 2.9%
Average Days on Market Until Sale	60	37	- 38.3%	58	33	- 43.1%
Total Residential Listing Inventory (as of 02/28)	269	193	- 28.3%			
Single-Family Detached Inventory (as of 02/28)	203	142	- 30.0%			

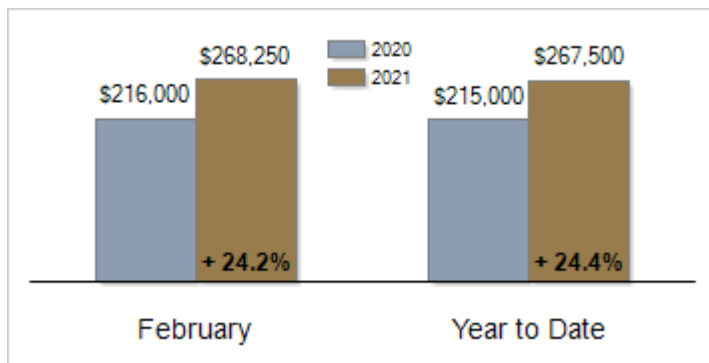
Activity: February



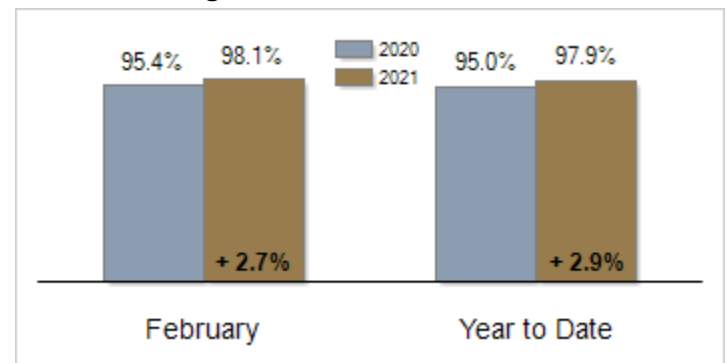
Activity: Year to Date



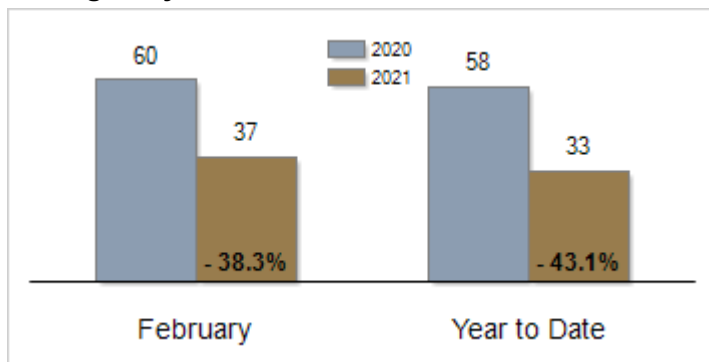
Median Sales Price



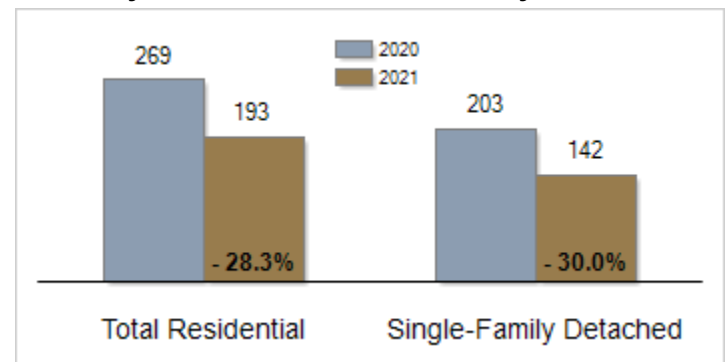
Percent of Original List Price Received at Sale



Average Days on Market Until Sale



Inventory of Homes for Sale: February



All information presented is based on data supplied by BRIGHT MLS. BRIGHT MLS does not guarantee nor is it responsible for its accuracy. Data maintained by the MLS may not reflect all real estate activities in the market. Information is deemed reliable but not guaranteed.