

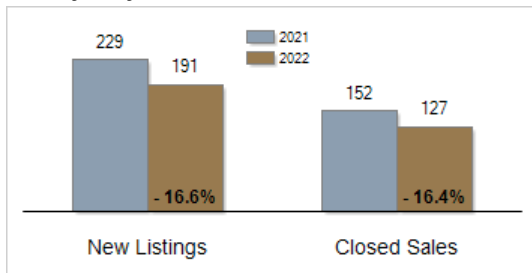


# Patterson-Schwartz Real Estate Residential Market Update

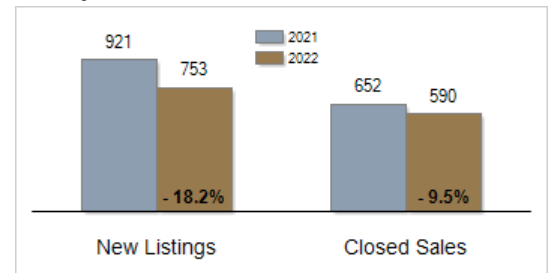
As of Thursday, June 9, 2022 10:00:36 AM

All Cecil County	May			Year To Date		
	2021	2022	Change	2021	2022	Change
New Listings	229	191	- 16.6%	921	753	- 18.2%
Closed Sales	152	127	- 16.4%	652	590	- 9.5%
Pending Sales	215	140	- 34.9%	774	601	- 22.4%
Median Sales Price	\$272,500	\$309,900	+ 13.7%	\$275,000	\$300,000	+ 9.1%
% of Original List Price Received at Sale	100.3%	101.4%	+ 1.1%	99.1%	100.3%	+ 1.2%
Average Days on Market Until Sale	22	22	+ 0.0%	28	24	- 14.3%
Total Residential Listing Inventory (as of 05/31)	184	225	+ 22.3%			
Single-Family Detached Inventory (as of 05/31)	146	178	+ 21.9%			

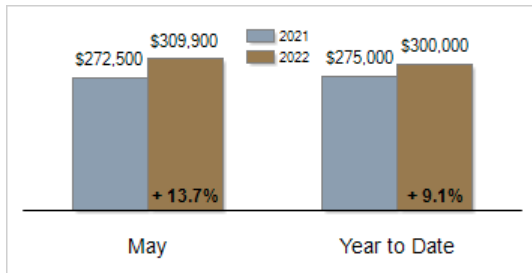
Activity: May



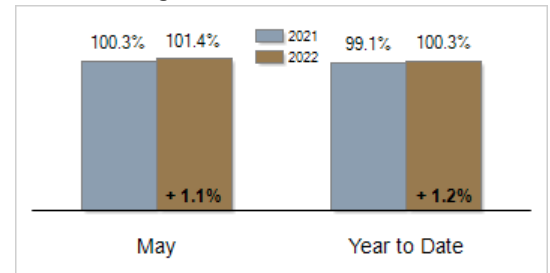
Activity: Year to Date



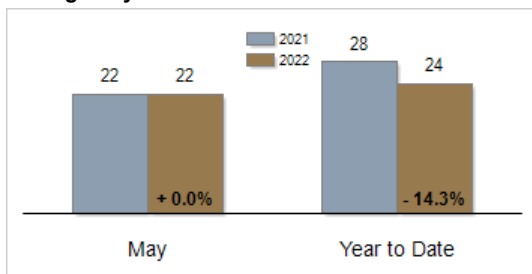
Median Sales Price



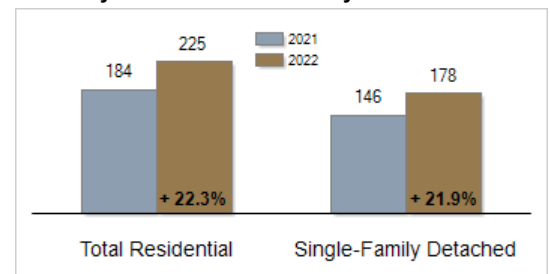
Percent of Original List Price Received at Sale



Average Days on Market Until Sale



Inventory of Homes for Sale: May



All information presented is based on data supplied by BRIGHT MLS. BRIGHT MLS does not guarantee nor is it responsible for its accuracy. Data maintained by the MLS may not reflect all real estate activities in the market. Information is deemed reliable but not guaranteed.