

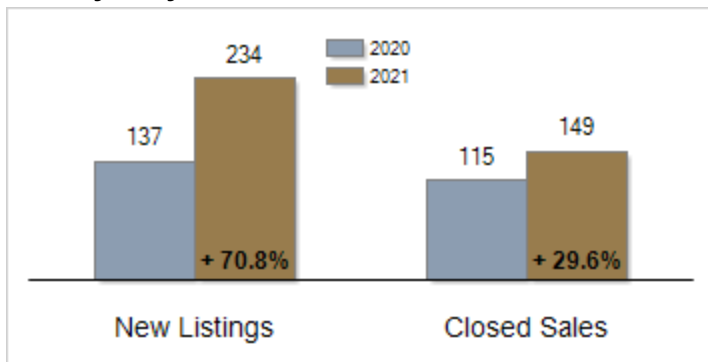


Patterson-Schwartz Real Estate Residential Market Update

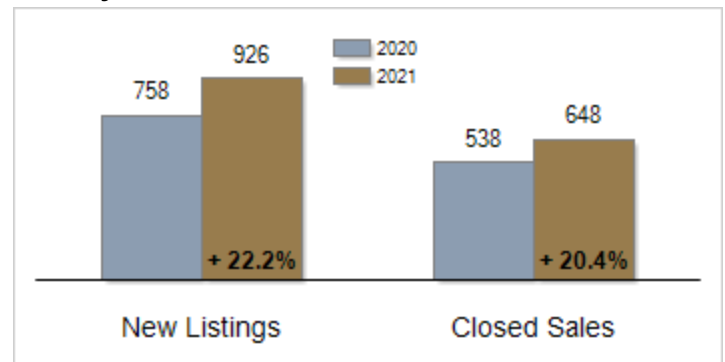
As of Wednesday, June 9, 2021 3:43:48 PM

All Cecil County	May			Year To Date		
	2020	2021	Change	2020	2021	Change
New Listings	137	234	+ 70.8%	758	926	+ 22.2%
Closed Sales	115	149	+ 29.6%	538	648	+ 20.4%
Pending Sales	124	207	+ 66.9%	597	765	+ 28.1%
Median Sales Price	\$250,000	\$270,000	+ 8.0%	\$235,000	\$272,150	+ 15.8%
% of Original List Price Received at Sale	96.0%	100.3%	+ 4.3%	95.6%	99.1%	+ 3.5%
Average Days on Market Until Sale	58	23	- 60.3%	52	28	- 46.2%
Total Residential Listing Inventory (as of 05/31)	252	222	- 11.9%			
Single-Family Detached Inventory (as of 05/31)	189	179	- 5.3%			

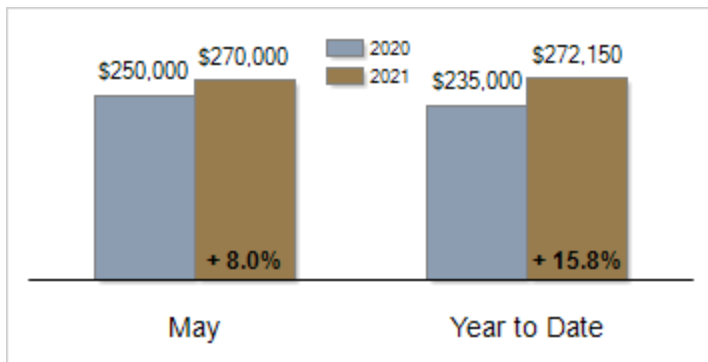
Activity: May



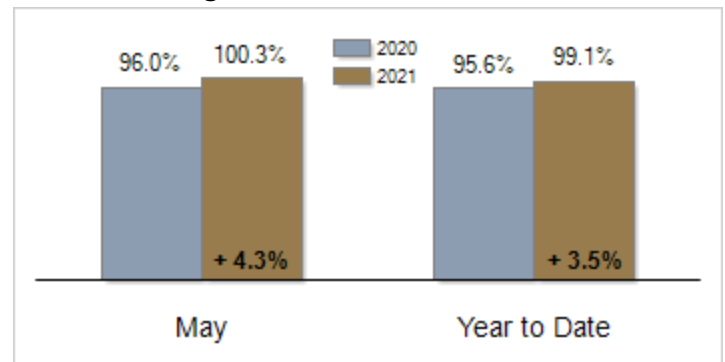
Activity: Year to Date



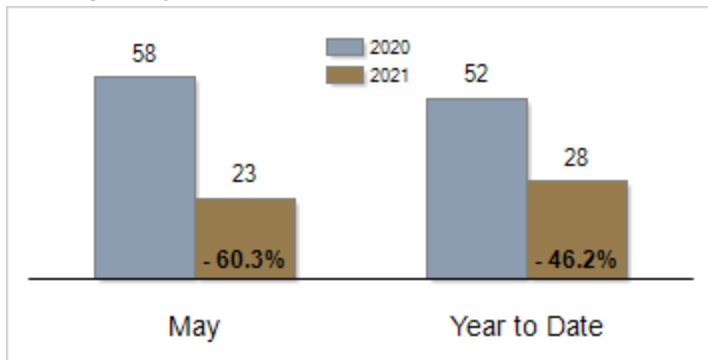
Median Sales Price



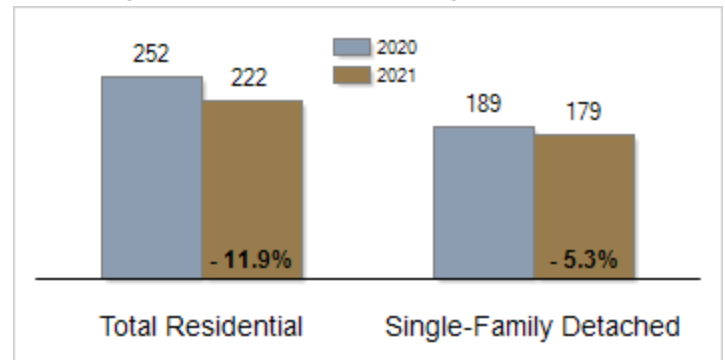
Percent of Original List Price Received at Sale



Average Days on Market Until Sale



Inventory of Homes for Sale: May



All information presented is based on data supplied by BRIGHT MLS. BRIGHT MLS does not guarantee nor is it responsible for its accuracy. Data maintained by the MLS may not reflect all real estate activities in the market. Information is deemed reliable but not guaranteed.