

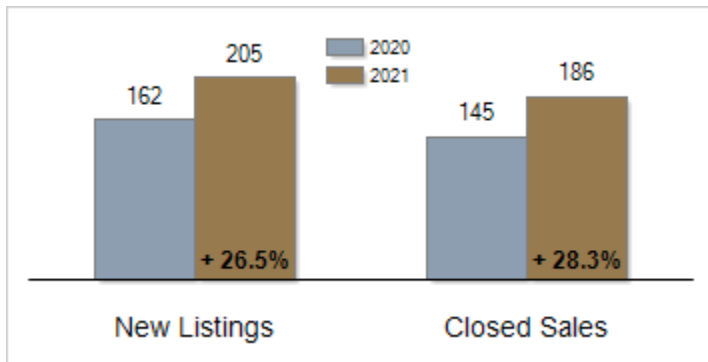


Patterson-Schwartz Real Estate Residential Market Update

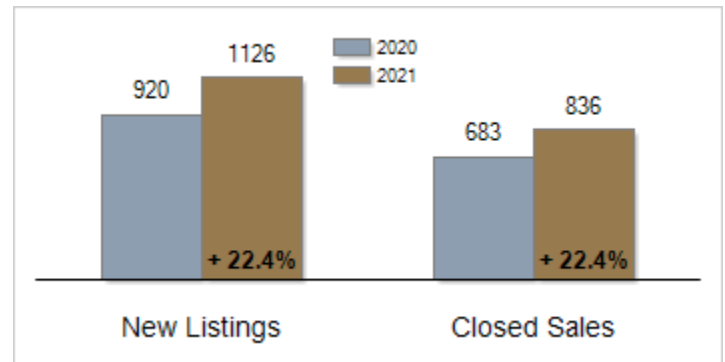
As of Thursday, July 8, 2021 12:50:49 PM

All Cecil County	June			Year To Date		
	2020	2021	Change	2020	2021	Change
New Listings	162	205	+ 26.5%	920	1126	+ 22.4%
Closed Sales	145	186	+ 28.3%	683	836	+ 22.4%
Pending Sales	189	149	- 21.2%	786	927	+ 17.9%
Median Sales Price	\$252,900	\$290,000	+ 14.7%	\$239,900	\$278,000	+ 15.9%
% of Original List Price Received at Sale	96.3%	100.1%	+ 3.8%	95.7%	99.3%	+ 3.6%
Average Days on Market Until Sale	49	21	- 57.1%	51	26	- 49.0%
Total Residential Listing Inventory (as of 06/30)	212	229	+ 8.0%			
Single-Family Detached Inventory (as of 06/30)	148	173	+ 16.9%			

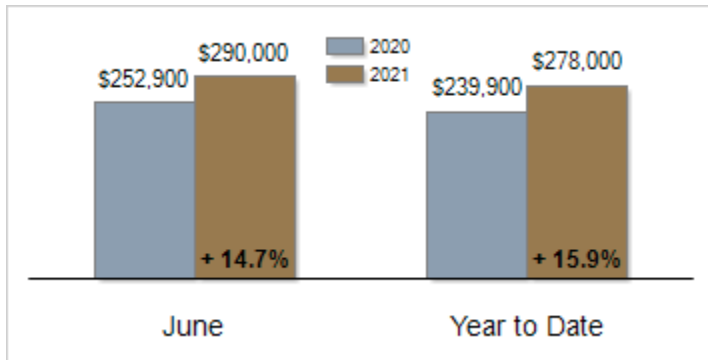
Activity: June



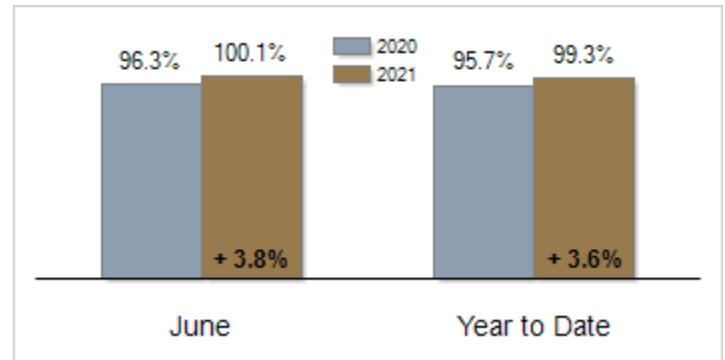
Activity: Year to Date



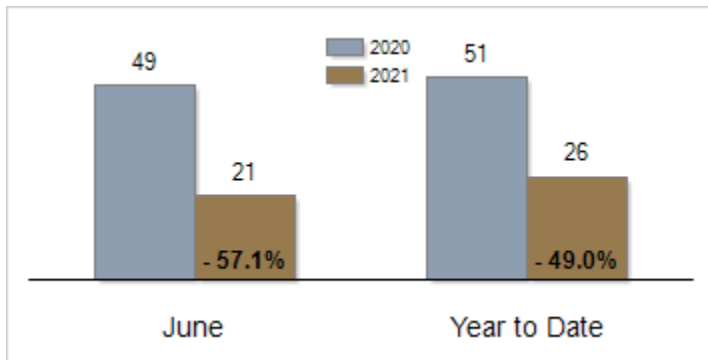
Median Sales Price



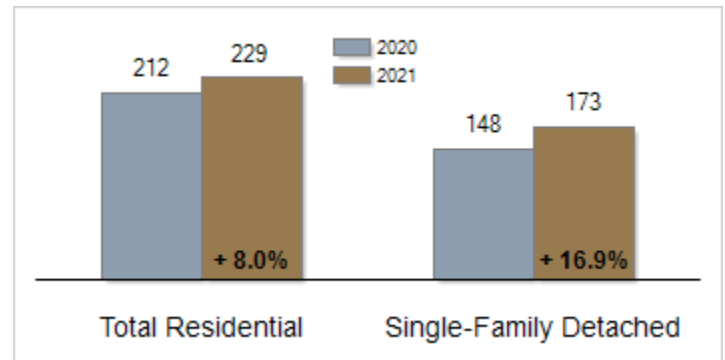
Percent of Original List Price Received at Sale



Average Days on Market Until Sale



Inventory of Homes for Sale: June



All information presented is based on data supplied by BRIGHT MLS. BRIGHT MLS does not guarantee nor is it responsible for its accuracy. Data maintained by the MLS may not reflect all real estate activities in the market. Information is deemed reliable but not guaranteed.