

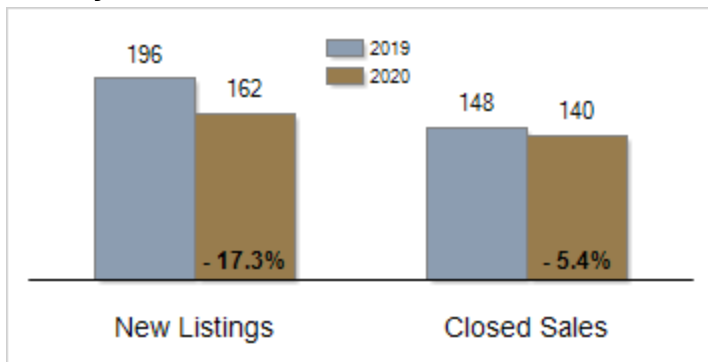


Patterson-Schwartz Real Estate Residential Market Update

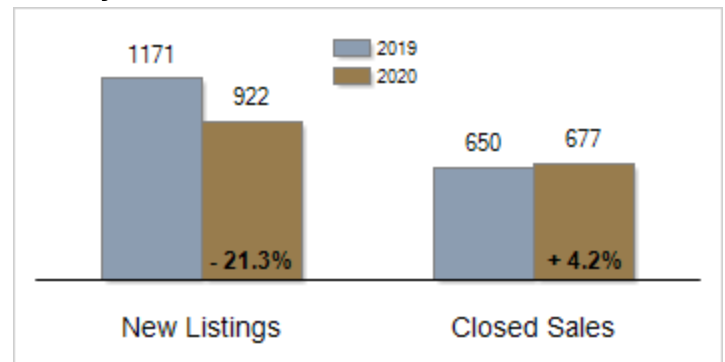
As of Thursday, July 9, 2020 11:08:46 AM

All Cecil County	June			Year To Date		
	2019	2020	Change	2019	2020	Change
New Listings	196	162	- 17.3%	1171	922	- 21.3%
Closed Sales	148	140	- 5.4%	650	677	+ 4.2%
Pending Sales	158	165	+ 4.4%	794	770	- 3.0%
Median Sales Price	\$238,950	\$249,450	+ 4.4%	\$225,450	\$239,900	+ 6.4%
% of Original List Price Received at Sale	96.6%	96.2%	- 0.4%	95.5%	95.7%	+ 0.2%
Average Days on Market Until Sale	46	49	+ 6.5%	59	51	- 13.6%
Total Residential Listing Inventory (as of 06/30)	405	305	- 24.7%			
Single-Family Detached Inventory (as of 06/30)	342	237	- 30.7%			

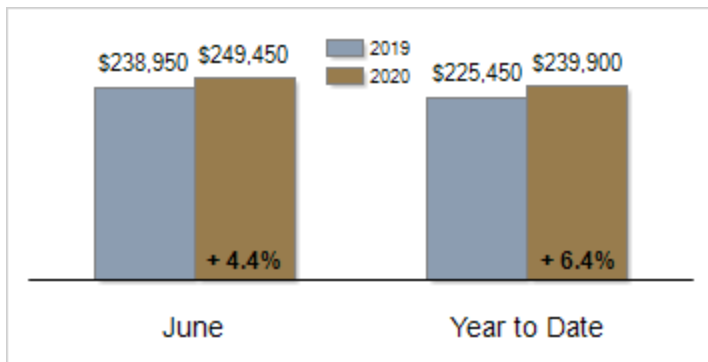
Activity: June



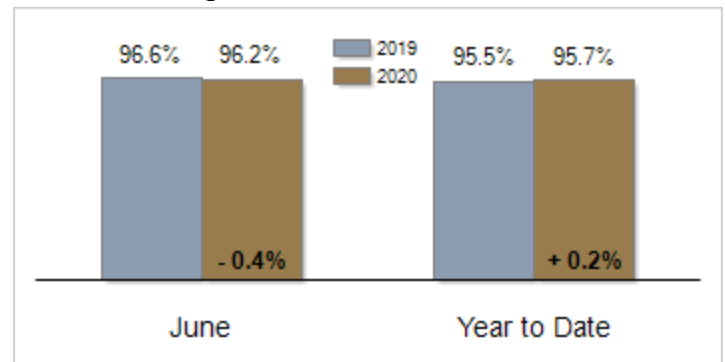
Activity: Year to Date



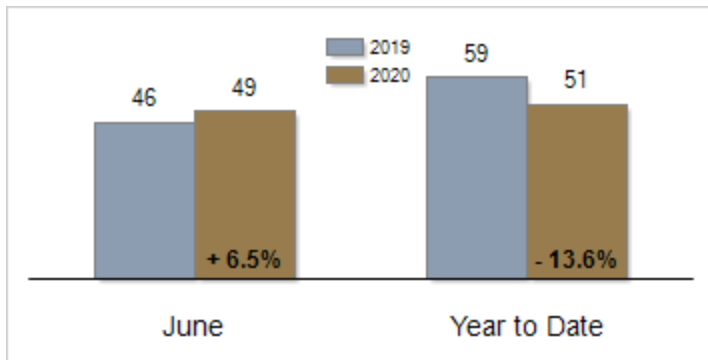
Median Sales Price



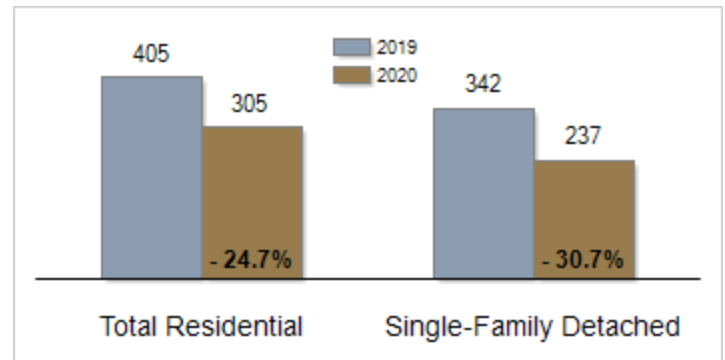
Percent of Original List Price Received at Sale



Average Days on Market Until Sale



Inventory of Homes for Sale: June



All information presented is based on data supplied by BRIGHT MLS. BRIGHT MLS does not guarantee nor is it responsible for its accuracy. Data maintained by the MLS may not reflect all real estate activities in the market. Information is deemed reliable but not guaranteed.