

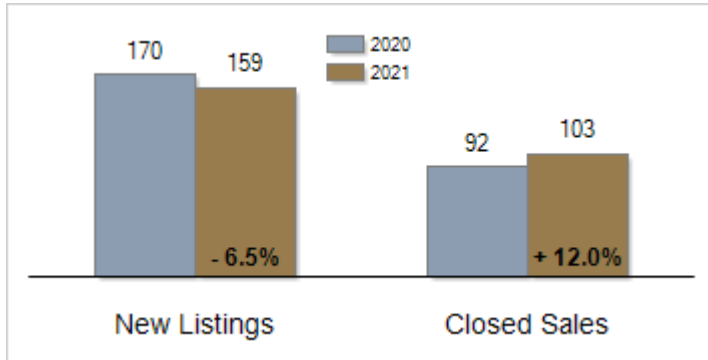


# Patterson-Schwartz Real Estate Residential Market Update

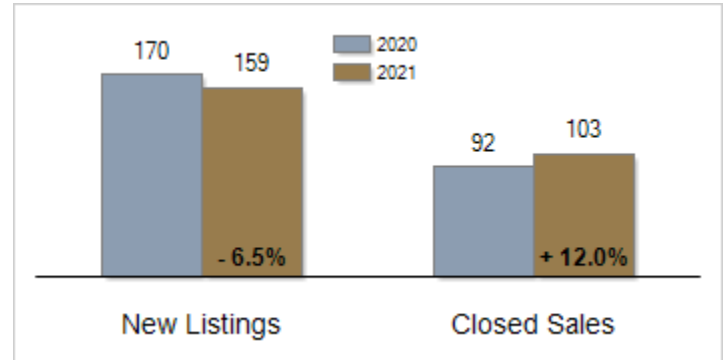
As of Tuesday, February 9, 2021 9:43:34 AM

All Cecil County	January			Year To Date		
	2020	2021	Change	2020	2021	Change
<b>New Listings</b>	170	159	- 6.5%	170	159	- 6.5%
<b>Closed Sales</b>	92	103	+ 12.0%	92	103	+ 12.0%
<b>Pending Sales</b>	99	105	+ 6.1%	99	105	+ 6.1%
<b>Median Sales Price</b>	\$214,950	\$260,900	+ 21.4%	\$214,950	\$260,900	+ 21.4%
<b>% of Original List Price Received at Sale</b>	94.6%	97.7%	+ 3.1%	94.6%	97.7%	+ 3.1%
<b>Average Days on Market Until Sale</b>	56	28	- 50.0%	56	28	- 50.0%
<b>Total Residential Listing Inventory (as of 01/31)</b>	267	203	- 24.0%			
<b>Single-Family Detached Inventory (as of 01/31)</b>	197	157	- 20.3%			

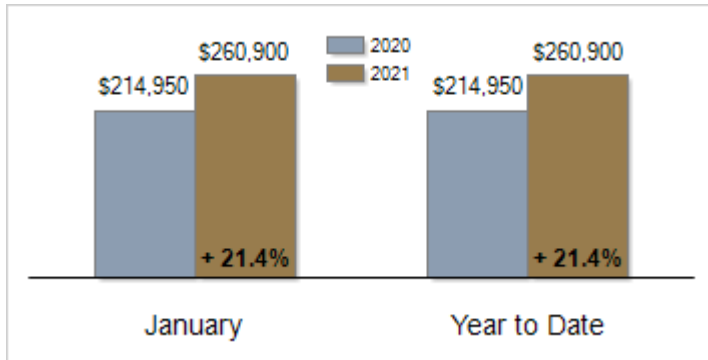
Activity: January



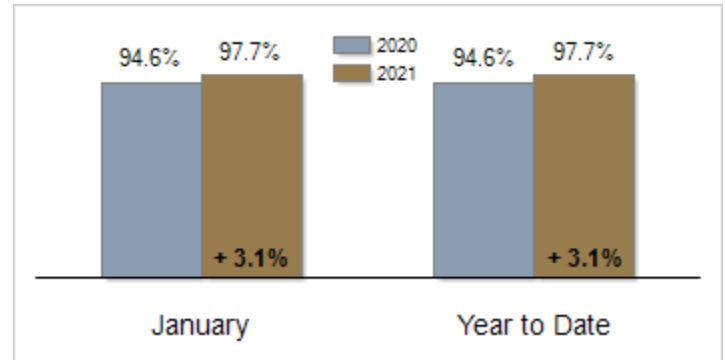
Activity: Year to Date



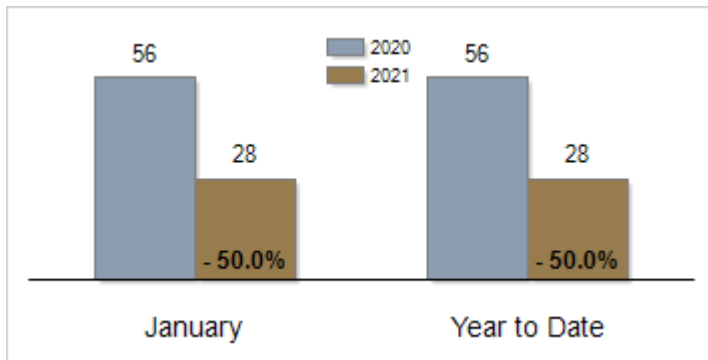
Median Sales Price



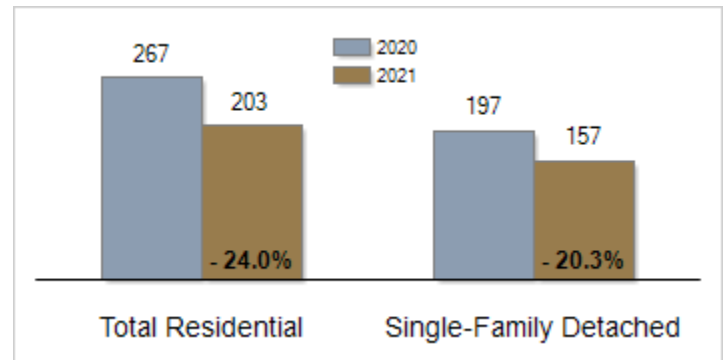
Percent of Original List Price Received at Sale



Average Days on Market Until Sale



Inventory of Homes for Sale: January



All information presented is based on data supplied by BRIGHT MLS. BRIGHT MLS does not guarantee nor is it responsible for its accuracy. Data maintained by the MLS may not reflect all real estate activities in the market. Information is deemed reliable but not guaranteed.