

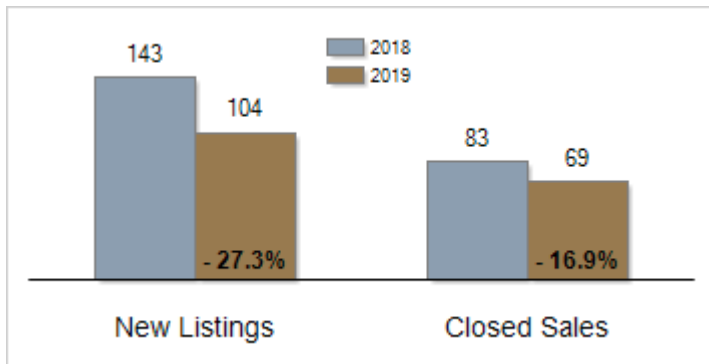


Patterson-Schwartz Real Estate Residential Market Update

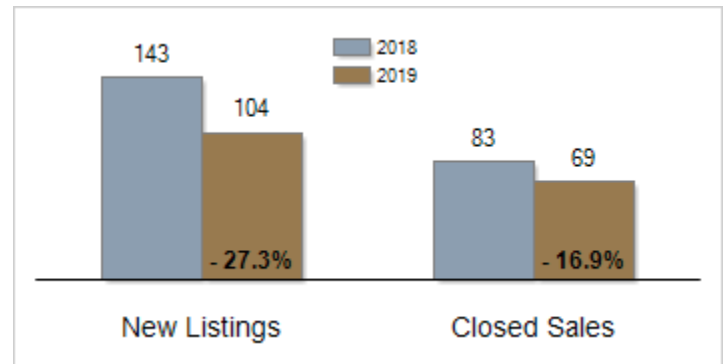
As of Friday, February 08, 2019 3:24:27 PM

All Cecil County	January			Year To Date		
	2018	2019	Change	2018	2019	Change
New Listings	143	104	- 27.3%	143	104	- 27.3%
Closed Sales	83	69	- 16.9%	83	69	- 16.9%
Pending Sales	74	75	+ 1.4%	74	75	+ 1.4%
Median Sales Price	\$205,000	\$222,000	+ 8.3%	\$205,000	\$222,000	+ 8.3%
% of Original List Price Received at Sale	92.2%	92.4%	+ 0.2%	92.2%	92.4%	+ 0.2%
Average Days on Market Until Sale	92	90	- 2.2%	92	90	- 2.2%

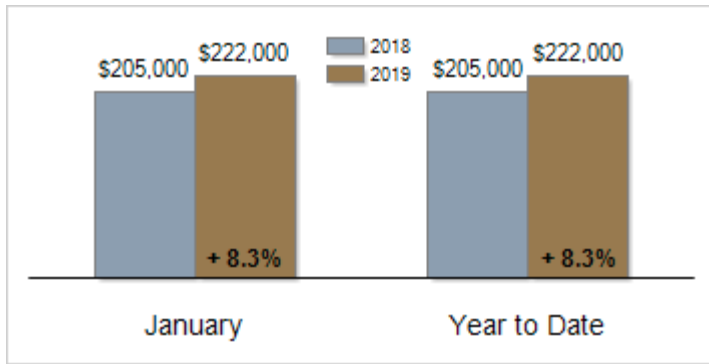
Activity: January



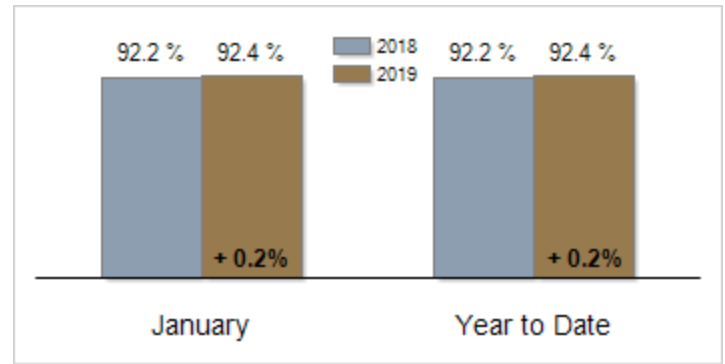
Activity: Year to Date



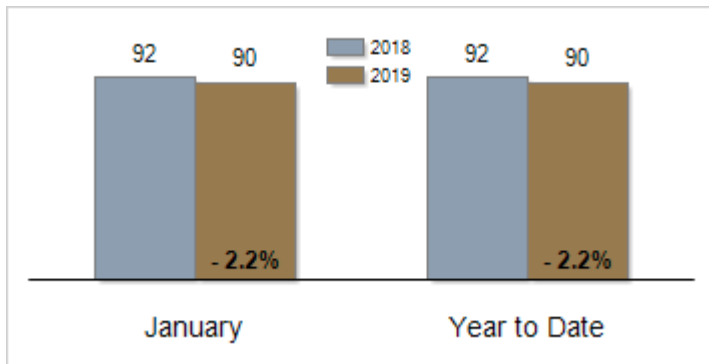
Median Sales Price



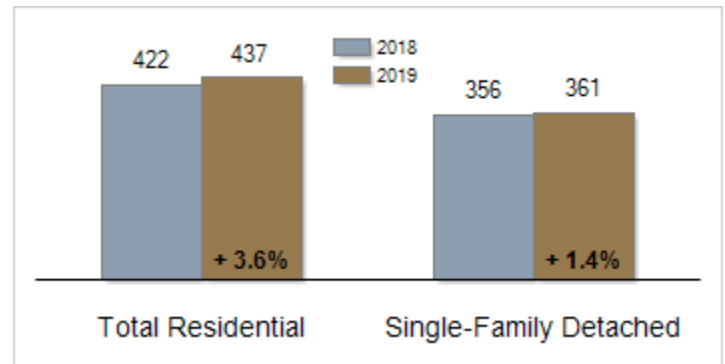
Percent of Original List Price Received at Sale



Average Days on Market Until Sale



Inventory of Homes for Sale: January



All information presented is based on data supplied by BRIGHT MLS. BRIGHT MLS does not guarantee nor is it responsible for its accuracy. Data maintained by the MLS may not reflect all real estate activities in the market. Information is deemed reliable but not guaranteed.